



町洋企業股份有限公司
DINKLE ENTERPRISE CO., LTD.

臺灣新北市五股區五權二路19號 (新北產業園區)
No.19, Wuquan 2nd Road, Wugu District,
New Taipei City 24890, Taiwan
TEL:+886-2-8069-9000 7705-6900
FAX:+886-2-2290-1702 (代表號)
E-mail: service@dinkle.com
Web: www.dinkle.com

町洋國際股份有限公司
DINKLE INTERNATIONAL CO., LTD.

臺灣新北市五股區五權二路19號 (新北產業園區)
No.19, Wuquan 2nd Road, Wugu District,
New Taipei City 24890, Taiwan
TEL:+886-2-8069-9000 7705-6900
FAX:+886-2-2290-1702
E-mail: service@dinkle.com
Web: www.dinkle.com

奧迪克國際有限公司
OPTIKLE INTERNATIONAL CO., LTD.

香港九龍九龍灣宏冠道6號 鴻力工業中心B座1樓29室
Room 29, 1/F, Block B, Proficient Industrial Center,
No.6 Wang Kwun Road, Kowloon Bay, Kowloon,
HONG KONG
TEL:+852-2795-3840 2758-8005
FAX:+852-2753-6919
E-mail: service@dinkle.com
Web: www.dinkle.com

町洋机电(中国)有限公司
DINKLE ELECTRIC MACHINERY (CHINA) CO., LTD.

江蘇省昆山市千燈鎮石浦興浦中路388號
No. 388, Xingpu Mid Road,
Shipu, Qiandeng Town, Kunshan City, Jiangsu Province 215343
China
TEL:+86-512-5708-8588
FAX:+86-512-5708-8600
E-mail: service@dinkle.com
Web: www.dinkle.com

东莞立洋电机有限公司
LIYAN ELECTRIC MACHINERY (DONGGUAN) CO., LTD.

廣東省東莞市黃江鎮雞鳴崗村金錢嶺一街2號
No.2 1st street Jinqian Ridge, Jiming gang village,
Huangjiang town, Dongguan City, Guangdong Province
TEL:+86-769-8336-4350 8336-4370
FAX:+86-769-8384-8634
E-mail: service@dinkle.com
Web: www.dinkle.com



E-mail : service@dinkle.com
Web : www.dinkle.com

Dinkle remains the right of product modification and engineering change of design.
The catalogue is for reference only. The final product is made according to actual
engineering drawing.
弊社標準品に関しては、修正や設計変更等が行われるため、カタログは参考であり、
詳細仕様は図面を基準とする。
本公司對產品保有修改、設置權、目錄僅供參考，實際產品仍舊依照工程圖面
為準。

DINKLE CORPORATION, USA

13748 Pike Road, Missouri City, Texas, USA 77489
TEL:+1-832-539-4703
Toll-Free:+1-844-273-1850
FAX:+1-832-532-7226
E-mail: service@dinkle.com
Web: www.dinkle.com

DINKLE S.R.L., ITALY

Via Stabilini n°14, 23864 Malgrate (LC), Italia
TEL:+39/0341178154
E-mail: service@dinkle.com
Web: www.dinkle.com

町洋电气贸易(上海)有限公司
DINKLE ELECTRIC TRADING (SHANGHAI) CO., LTD.


上海市徐匯區虹橋路3號港匯中心二座3706單元
Unit 3706, 2 Grand Gateway, No. 3 Hongqiao Road,
Xuhui District, Shanghai City,
TEL:+86-21-6487-0636 6427-3157
FAX:+86-21-3356-2500
E-mail: service@dinkle.com
Web: www.dinkle.com

北京辦事處
北京市海澱區知春路甲48號盈都大廈C座1單元5B
TEL:+86-10-5873-4338
FAX:+86-10-5873-4337

西安辦事處
陝西省西安市雁塔區科技路209號新西藍1-1-1705室
TEL:+86-29-8885-8475
FAX:+86-21-3356-2500

Terminal Block

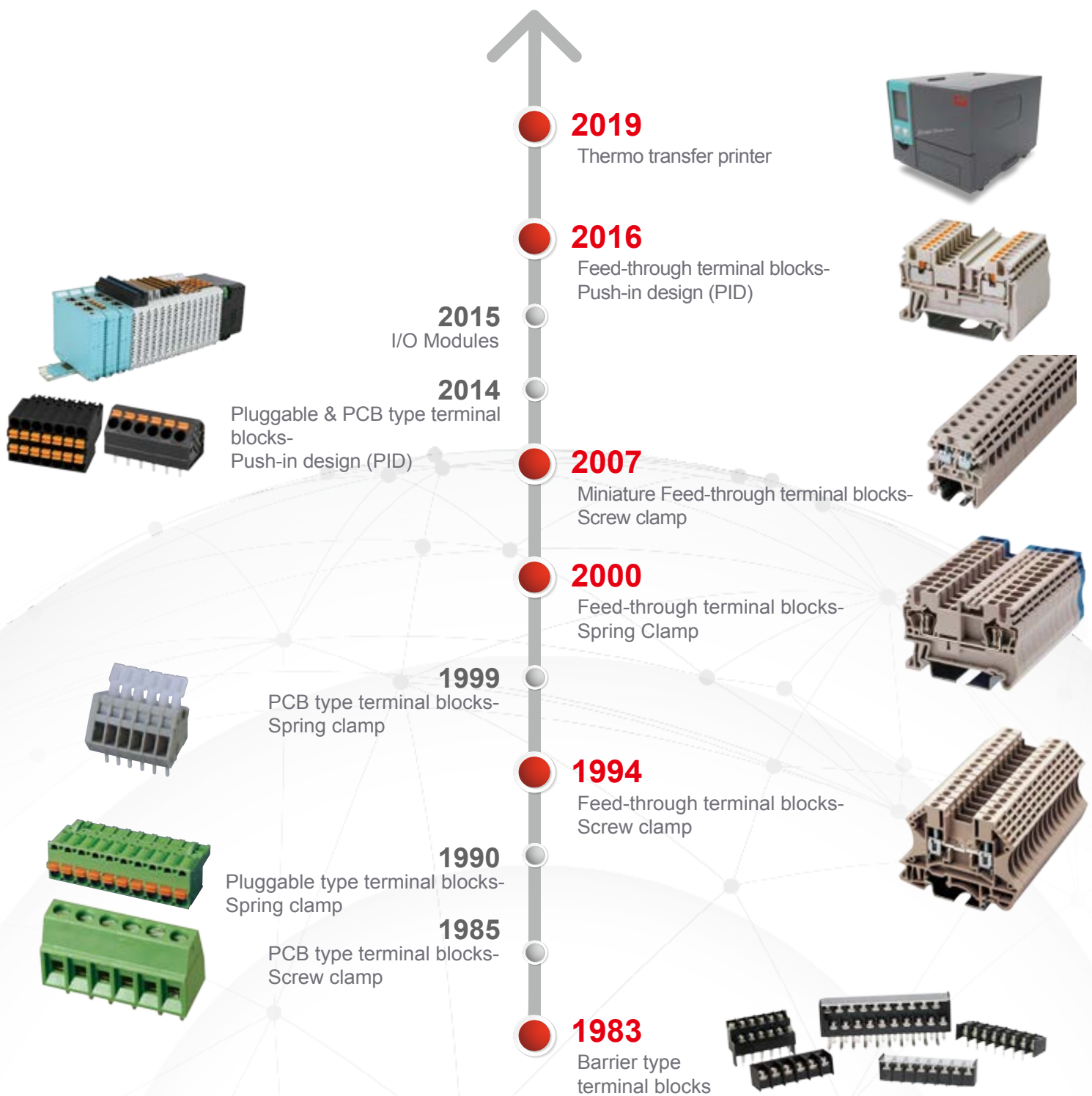
Delight Through Connections



Company Profile



Founded in 1983, Dinkle is one of the leading global manufacturers of electrical connection and components for industrial automation technology. The company develops and manufactures products in the fields for electrical connectivity, electrical cabinets and communication electronics. Dinkle has an R&D center with over 400 engineers, coupled with every component being manufactured in-house, ensures the outstanding product performance and quality. All production facilities are granted ISO 9001 and ISO 14001 certifications, and the products are certified by safety approvals including UL, VDE, and / or TUV.



Push-in Design Terminal Blocks

Feed-through PID Terminal Blocks

	1.5 mm ²	P.3
	2.5 mm ²	P.3
	4 mm ²	P.3
	6 mm ²	P.4
	10 mm ²	P.4
	16 mm ²	P.4

Feed-through PID Grounding Terminal Blocks

	1.5 mm ²	P.11
	2.5 mm ²	P.11
	4 mm ²	P.11
	6 mm ²	P.12
	10 mm ²	P.12
	16 mm ²	P.12

Feed-through PID 3 Conductor Terminal Blocks

	1.5 mm ²	P.5
	2.5 mm ²	P.5
	4 mm ²	P.5
	6 mm ²	P.6
	10 mm ²	P.6

PID 3 Conductor Grounding Terminal Blocks

	1.5 mm ²	P.13
	2.5 mm ²	P.13
	4 mm ²	P.13
	6 mm ²	P.14
	10 mm ²	P.14

Feed-through PID 4 Conductor Terminal Blocks

	1.5 mm ²	P.7
	2.5 mm ²	P.7
	4 mm ²	P.7
	6 mm ²	P.8

PID 4 Conductor Grounding Terminal Blocks

	1.5 mm ²	P.15
	2.5 mm ²	P.15
	4 mm ²	P.15
	6 mm ²	P.16

Feed-through PID Bi-Level Terminal Blocks

	1.5 mm ²	P.9
	2.5 mm ²	P.9
	4 mm ²	P.9

Feed-through PID Bi-Level Grounding Terminal Blocks

	1.5 mm ²	P.17
	2.5 mm ²	P.17
	4 mm ²	P.17

Feed-through PID Tri-Level Terminal Blocks

	DP2.5-3L	P.10
	DP2.5-3L-PV	P.10

PID Tri-Level Terminal Block with PE Foot

	DP2.5-3L-L3PE	P.18
--	---------------	------

Sensor / Actuator Terminal Blocks

	DP2.5-ES	P.19
	0207-01XX	P.19

PID Plug-in Connection Terminal Blocks

	DP2.5/1P	P.20
	DP2.5PG-XXP	P.20
	DP-PZ-XXP	P.20
	DP-PR	P.20

Fuse and Disconnect Terminal Blocks

	DP4-TFU	P.21
	DP4-TFU(5X20)	P.21
	DP-FU(5X20)	P.21

Diode Terminal Blocks

	DPTL6	P.22
	DPTD6	P.22

	DPTD6-D05	P.23
	DPTD6-D06	P.23

Feed-Through Screw Connection Terminal Blocks

Feed-through Screw Connection Terminal Blocks

	2.5 mm ²	P.25
	4 mm ²	P.25
	6 mm ²	P.25
	10 mm ²	P.26
	16 mm ²	P.26
	35 mm ²	P.27

Feed-through Screw Grounding Terminal Blocks

	2.5 mm ²	P.34
	4 mm ²	P.34
	6 mm ²	P.34
	10 mm ²	P.35
	16 mm ²	P.35

Feed-through Screw Connection Terminal Blocks

	16 mm ²	P.26
	35 mm ²	P.27

Screw Connection Grounding Terminal Blocks

	2.5 mm ²	P.38
	4 mm ²	P.38
	10 mm ²	P.39
	16 mm ²	P.39
	50 mm ²	P.39
	95 mm ²	P.39

DK

	50 mm ²	P.27
	95 mm ²	P.28
	150 mm ²	P.28
	240 mm ²	P.28

DK..H-PE

	35 mm ²	P.39
--	--------------------	------

Feed-through Screw 3 Conductor Terminal Blocks

	2.5 mm ²	P.29
	4 mm ²	P.29
	6 mm ²	P.29
	10 mm ²	P.30

Screw 3 Conductor Grounding Terminal Blocks

	2.5 mm ²	P.36
	4 mm ²	P.36

Feed-through Screw 4 Conductor Terminal Blocks

	2.5 mm ²	P.31
	4 mm ²	P.31

Screw 4 Conductor Grounding Terminal Blocks

	2.5 mm ²	P.37
	4 mm ²	P.37

Feed-through Screw Bi-Level Terminal Blocks


	2.5 mm ²	P.32
	4 mm ²	P.32

Feed-through Screw Bi-Level Terminal Blocks


	2.5 mm ²	P.33
	4 mm ²	P.33

Feed-Through Screw Connection Terminal Blocks


Basic disconnect Terminal Blocks

DK..N-T		
	2.5mm ² 4 mm ²	P.43 P.43


Bi-Level Basic Disconnect Terminal Blocks


DKK..N-T		
	2.5 mm ² 4 mm ²	P.43 P.43


Disconnect Terminal Blocks


DKK..N-TP		
	2.5 mm ² 4 mm ²	P.44 P.45


Bi-Level Disconnect Terminal Blocks

DKK..N-TP		
	2.5 mm ² 4 mm ²	P.46 P.47

DK..N-TG		
	2.5 mm ² 4 mm ²	P.44 P.45


DKK..N-TG		
	2.5 mm ² 4 mm ²	P.46 P.47

DKK..N-CP		
	2.5 mm ² 4 mm ²	P.44 P.45

DKK..N-CP		
	2.5 mm ² 4 mm ²	P.46 P.47

Lever-Type Fuse Disconnect Terminal Blocks


	DK4N-TF(5X20) DK4N-TFL(5X20)	P.48 P.48
---	---------------------------------	--------------

	DKK4-TF(5X20)	P.48
---	---------------	------


Fuse and Disconnect Terminal Blocks

	DK10-TF(5X20)	P.49		
--	---------------	------	--	--

Test Disconnect Terminal Blocks


	DKTD6N	P.50		
---	--------	------	--	--


	DKTL6	P.51		
---	-------	------	--	--


	DKTD6	P.51		
---	-------	------	--	--

Feed-Through Screw Connection Terminal Blocks

Plug-in Connection Terminal Blocks


DKES..		
	1.5 mm ²	P.40

	1.5 mm ²	P.40
---	---------------------	------

DKES..M-XXP		
	1.5 mm ²	P.40

--	--	--


Miniature Screw Connection Terminal Blocks

DK..S		
	2.5 mm ² 4 mm ² 6 mm ²	P.41 P.41 P.41

DIN Rail Connector


2EHDRD..		
	2EHDRD 2EHDRDM	P.55 P.55

Screw Panel Type Terminal Blocks


PM..N		
	2.5 mm ² 4 mm ² 6 mm ²	P.53 P.53 P.53

--	--	--


Spring Panel Type Terminal Blocks


PM..WN		
	2.5 mm ²	P.54


Spring Panel Type Terminal Blocks

PMM..WN		
	2.5 mm ²	P.54

Stud Terminal Blocks

DKM..		
	5 (16 mm ²) 6 (35 mm ²) 8 (50 mm ²) 10 (120 mm ²) 16 (120 mm ²)	P.57 P.57 P.57 P.58 P.58

DKMW..		
	8 (70 mm ²)	P.58

DKM..-2		
	6 (35 mm ²) 8 (50 mm ²) 10 (120 mm ²)	P.59 P.59 P.59

--	--	--

Feed-Through Screw Connection Terminal Blocks

Busbar Clamps

DKZ..			Busbar Holder		
	6 mm ²	P.61		DSH1	P.62
	16 mm ²	P.61		DSH2	P.62
	35 mm ²	P.61		DSHG	P.62
	70 mm ²	P.61~62			
	120 mm ²	P.62			

Accessories

Busbar	P.62			
End bracket	P.64			
Marking block	P.64			
Separating disk	P.65			
Partition plate	P.65~66			
Reducing bridges	P.67			
Plug-in bridges	P.67			
Insertion bridges	P.68			
Fuse	P.69			
Rail cap	P.69			
DIN rail & rail cutter	P.70			
Marking system	P.72			
Marking labels	P.73~74			
Hand tools	P.77			
Ferrules	P.78~79			

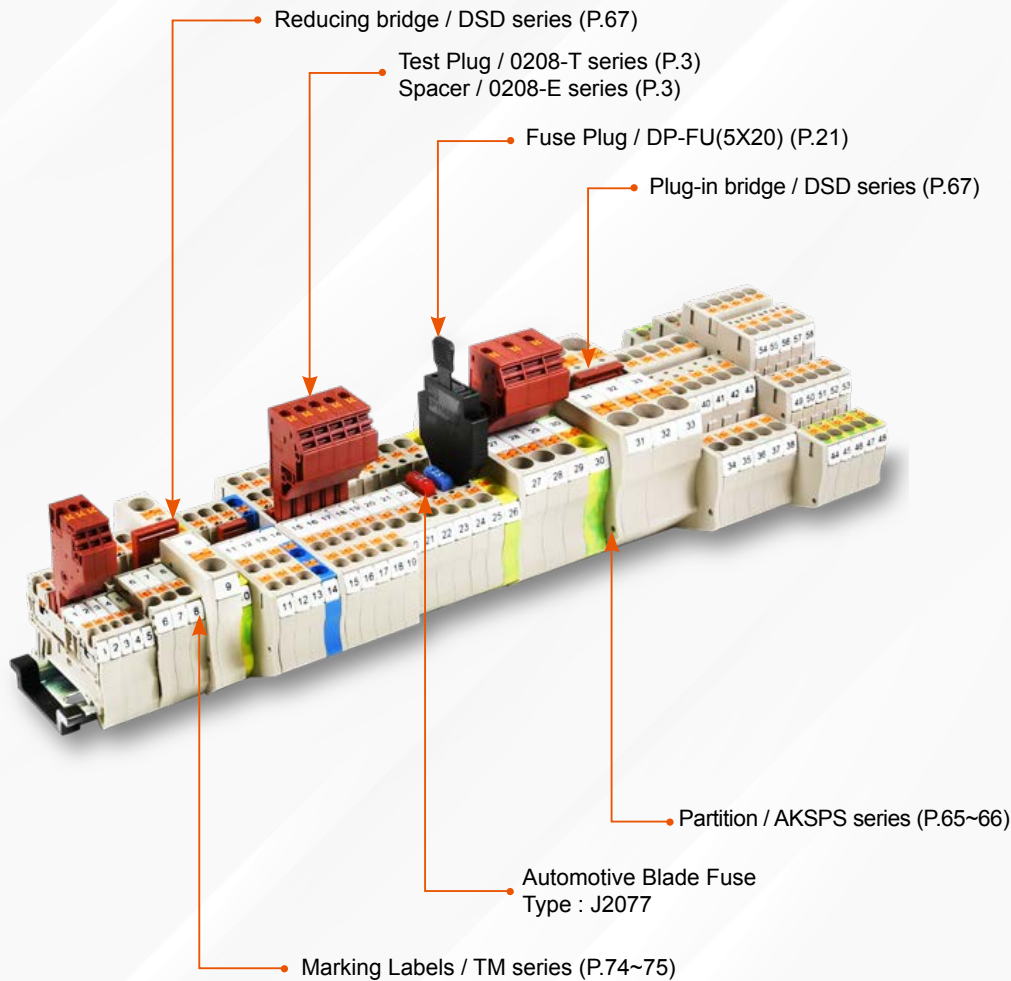
Push-In Design Terminal




- Push-In Design (PID) is a very popular wiring mechanism. This is accomplished with S-cage, a design that combines the concept of spring and wire cage for an efficient and reliable connection.
- The main characteristic of PID includes inserting solid wires and stranded wires with ferrule easily without tools. The spring offers a high clamping force on the conductor, which provides a stable conductivity through every wired component.
- PID terminal blocks have a reliable connection compared to the conventional screw type, but with a more efficient installation method, that results in time and labor cost saving during field wiring.
- Dinkle's PID product series is definitely worthy of your trust and application.

Dinkle remains the right of product modification and engineering change of design. The catalogue is for reference only. The final product is made according to actual engineering drawing.

弊社標準品に関しては、修正や設計変更等が行われるため、カタログは参考であり、詳細仕様は図面を基準とする。本公司对产品保有修改、设变权。目录仅供参考。实际产品仍需依照工程图面为准。




Feed-through PID Terminal Blocks




DP series is suitable for applications with limited space. PID structure allows quick wire connection without tools. Solid wires and stranded wires with ferrules can be inserted directly, providing convenient wiring solution and saving labor time.


DP..



DP1.5		
Rated Data	UL	IEC
Rated Voltage (V)	300	500
Rated Current (A)	15	17.5
Rated impulse voltage	6KV	
Wire range (AWG/mm ²)	26~14 0.14~1.5	
Connection Capacity		
Max. Solid (mm ²)	1.5	
Max. Stranded (mm ²)	1.5	
General Data		
Stripping length (mm)	8	
Insulation material	PA	
T / W (mm)	3.5 / 46.5	
H / H on TS-35 (mm)	30.6 / 32	
Package	100	



DP2.5		
Rated Data	UL	IEC
Rated Voltage (V)	600	800
Rated Current (A)	20	24
Rated impulse voltage	8KV	
Wire range (AWG/mm ²)	26~12 0.14~2.5	
Connection Capacity		
Max. Solid (mm ²)	4	
Max. Stranded (mm ²)	2.5	
General Data		
Stripping length (mm)	10	
Insulation material	PA	
T / W (mm)	5.1 / 49	
H / H on TS-35 (mm)	35 / 36.5	
Package	100	



DP4		
Rated Data	UL	IEC
Rated Voltage (V)	600	800
Rated Current (A)	30	32
Rated impulse voltage	8KV	
Wire range (AWG/mm ²)	24~10 0.2~4	
Connection Capacity		
Max. Solid (mm ²)	6	
Max. Stranded (mm ²)	4	
General Data		
Stripping length (mm)	12	
Insulation material	PA	
T / W (mm)	6.1 / 57	
H / H on TS-35 (mm)	35 / 36.5	
Package	100	

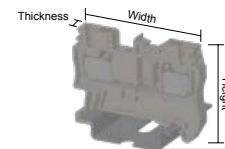
Accessories

End cover	
Partition plate	
Plug-in bridge	
2	
4	
5	
10	
Reducing bridge	
Test plug	
Spacer	
Marking label Center/Outer	
DIN Rail	
Tool (mm)	
Ferrule	

Color	Part number	Package
■	DP1.5-RD	100
■	DP1.5-BL	100
	DP1.5C	50
	AKSPS-001	50
	DSD03-1.502	50
	DSD03-1.503	50
	DSD03-1.504	50
	DSD03-1.505	10
	DSD03-1.510	10
	DSD03-1.5/2.5 DSD03-1.5/4	
	0208-T004	
	0208-E004	
	TM46W / TM41W	10
	TS-35	20
	0.4 x 2.5 DNT11-0102	
	Page 78~79	

Color	Part number	Package
■	DP2.5-RD	100
■	DP2.5-BL	100
	DP2.5C	50
	AKSPS-001	50
	DSD01-2.502N	50
	DSD01-2.503N	50
	DSD01-2.504N	50
	DSD01-2.505N	10
	DSD01-2.510N	10
	DSD03-1.5/2.5 DSD03-2.5/4	
	0208-T001	
	0208-E001	
	TM47W / TM42W	10
	TS-35	20
	0.6 x 3.5 DNT11-0107	
	Page 78~79	

Color	Part number	Package
■	DP4-RD	100
■	DP4-BL	100
	DP4C	50
	AKSPS-001	50
	DSD01-402N	50
	DSD01-403N	50
	DSD01-404N	50
	DSD01-405N	10
	DSD01-410N	10
	DSD03-1.5/4 DSD03-2.5/4	
	0208-T002	
	0208-E002	
	TM48W / TM43W	10
	TS-35	20
	0.8 x 4 DNT11-0109	
	Page 78~79	




Test Plug	
Part Number	Package
0208-T001	50
0208-T002	50
0208-T003	50
0208-T004	50

Spacer	
Part Number	Package
0208-E001	50
0208-E002	50
0208-E003	50
0208-E004	50



The test plug can be extended by spacer with probe diameter at 2.3mm which can contact the terminal block tightly and achieve any complicate test tasks.

Feed-through PID Terminal Blocks




DP series is suitable for applications with limited space. PID structure allows quick wire connection without tools. Solid wires and stranded wires with ferrules can be inserted directly, providing convenient wiring solution and saving labor time.

DP..


Accessories

End cover	
Partition plate	
Plug-in bridge	
2	
3	
4	
5	
10	
Test plug	
Spacer	
Marking label Center/Outer	
DIN Rail	
Tool (mm)	
Ferrule	



DP6			DP10			DP16		
Rated Data	UL	IEC	Rated Data	UL	IEC	Rated Data	UL	IEC
Rated Voltage (V)	600	1000	Rated Voltage (V)	600	1000	Rated Voltage (V)	600	1000
Rated Current (A)	40	41	Rated Current (A)	60	57	Rated Current (A)	82	76
Rated impulse voltage	8KV		Rated impulse voltage	8KV		Rated impulse voltage	8KV	
Wire range (AWG/mm ²)	20-8	0.5-6	Wire range (AWG/mm ²)	20-6	0.5-10	Wire range (AWG/mm ²)	20-4	0.5-16
Connection Capacity			Connection Capacity			Connection Capacity		
Max. Solid (mm ²)	10		Max. Solid (mm ²)	16		Max. Solid (mm ²)	25	
Max. Stranded (mm ²)	6		Max. Stranded (mm ²)	10		Max. Stranded (mm ²)	16	
General Data			General Data			General Data		
Stripping length (mm)	12		Stripping length (mm)	18		Stripping length (mm)	18	
Insulation material	PA		Insulation material	PA		Insulation material	PA	
T / W (mm)	8 / 57.8		T / W (mm)	10 / 69		T / W (mm)	12 / 76.5	
H / H on TS-35 (mm)	42 / 43.5		H / H on TS-35 (mm)	49.2 / 50.1		H / H on TS-35 (mm)	53.1 / 54.3	
Package	50		Package	50		Package	50	
Color	Part number	Package	Color	Part number	Package	Color	Part number	Package
■	DP6-RD	50	■	DP10-RD	50	■	DP16-RD	50
■	DP6-BL	50	■	DP10-BL	50	■	DP16-BL	50
Accessories	Part number	Package	Accessories	Part number	Package	Accessories	Part number	Package
	DP6C	50		DP10C	50		DP16C	50
	AKSPS-002	50		DSD01-1002N	50		DSD01-1602N	50
	DSD01-602N	50		DSD01-1003N	50		DSD01-1603N	50
	DSD01-603N	50		DSD01-1004N	50		DSD01-1604N	50
	DSD01-604N	50		DSD01-1005N	10		DSD01-1605N	10
	DSD01-605N	10		DSD01-1010N	10		DSD01-1610N	10
	DSD01-610N	10						
	0208-T003							
	0208-E003							
	TM49W / TM44W	10		TM50W / TM45W	10		TM50W / TM45W	10
	TS-35	20		TS-35	20		TS-35	20
	0.8 x 4 DNT11-0109			1.0 x 5.5 DNT11-0111			1.0 x 5.5 DNT11-0111	
	Page 78-79			Page 78-79			Page 78-79	

Feed-through PID 3 Conductor Terminal Blocks




DP..-TN series is a 3 port terminal block. PID structure allows quick wire connection without tools. Solid wires and stranded wires with ferrules can be inserted directly, providing convenient wiring solution and saving labor time.

With plug-in bridge, DP..-TN can connect two or more terminal blocks in parallel. Marking labels are compatible for clear identification.

DP..-TN


Accessories

End cover	
Partition plate	
Plug-in bridge	
2	
3	
4	
5	
10	
Reducing bridge	
Test plug	
Spacer	
Marking label Center/Outer	
DIN Rail	
Tool (mm)	
Ferrule	



DP1.5-TN			DP2.5-TN			DP4-TN		
Rated Data	UL	IEC	Rated Data	UL	IEC	Rated Data	UL	IEC
Rated Voltage (V)	300	500	Rated Voltage (V)	600	800	Rated Voltage (V)	600	800
Rated Current (A)	15	17.5	Rated Current (A)	20	24	Rated Current (A)	30	32
Rated impulse voltage	6KV		Rated impulse voltage	8KV		Rated impulse voltage	8KV	
Wire range (AWG/mm ²)	26-14	0.14-1.5	Wire range (AWG/mm ²)	26-12	0.14-2.5	Wire range (AWG/mm ²)	24-10	0.2-4
Connection Capacity			Connection Capacity			Connection Capacity		
Max. Solid (mm ²)	1.5		Max. Solid (mm ²)	4		Max. Solid (mm ²)	6	
Max. Stranded (mm ²)	1.5		Max. Stranded (mm ²)	2.5		Max. Stranded (mm ²)	4	
General Data			General Data			General Data		
Stripping length (mm)	8		Stripping length (mm)	10		Stripping length (mm)	12	
Insulation material	PA		Insulation material	PA		Insulation material	PA	
T / W (mm)	3.5 / 58		T / W (mm)	5.1 / 60.8		T / W (mm)	6.1 / 67.3	
H / H on TS-35 (mm)	30.6 / 32		H / H on TS-35 (mm)	35 / 36.5		H / H on TS-35 (mm)	35 / 36.5	
Package	100		Package	50		Package	50	
Color	Part number	Package	Color	Part number	Package	Color	Part number	Package
■	DP1.5-TN-RD	100	■	DP2.5-TN-RD	50	■	DP4-TN-RD	50
■	DP1.5-TN-BL	100	■	DP2.5-TN-BL	50	■	DP4-TN-BL	50
Accessories	Part number	Package	Accessories	Part number	Package	Accessories	Part number	Package
	DP1.5C-TN	50		DP2.5C-TN	50		DP4C-TN	50
	AKSPS-003	50		AKSPS-003	50		AKSPS-003	50
	DSD03-1.502	50		DSD01-2.502N	50		DSD01-402N	50
	DSD03-1.503	50		DSD01-2.503N	50		DSD01-403N	50
	DSD03-1.504	50		DSD01-2.504N	50		DSD01-404N	50
	DSD03-1.505	10		DSD01-2.505N	10		DSD01-405N	10
	DSD03-1.510	10		DSD01-2.510N	10		DSD01-410N	10
	DSD03-1.5/2.5 DSD03-1.5/4			DSD03-1.5/2.5 DSD03-2.5/4			DSD03-1.5/4 DSD03-2.5/4	
	0208-T004			0208-T001			0208-T002	
	0208-E004			0208-E001			0208-E002	
	TM46W / TM41W	10		TM47W / TM42W	10		TM48W / TM43W	10
	TS-35	20		TS-35	20		TS-35	20
	0.4 x 2.5 DNT11-0102			0.6 x 3.5 DNT11-0107			0.8 x 4 DNT11-0109	
	Page 78-79			Page 78-79			Page 78-79	


Feed-through PID 3 Conductor Terminal Blocks



DP.-TN series is a 3 port terminal block. PID structure allows quick wire connection without tools. Solid wires and stranded wires with ferrules can be inserted directly, providing convenient wiring solution and saving labor time.


With plug-in bridge, DP.-TN can connect two or more terminal blocks in parallel. Marking labels are compatible for clear identification.

DP.-TN




DP6-TN		
Rated Data	UL	IEC
Rated Voltage (V)	600	1000
Rated Current (A)	40	41
Rated impulse voltage	8KV	
Wire range (AWG/mm ²)	20-8	0.5-6
Connection Capacity		
Max. Solid (mm ²)	10	
Max. Stranded (mm ²)	6	
General Data		
Stripping length (mm)	12	
Insulation material	PA	
T / W (mm)	8 / 74.6	
H / H on TS-35 (mm)	42 / 43.5	
Package	50	

Color	Part number	Package
■	DP6-TN-RD	50
■	DP6-TN-BL	50
Part number Package		
	DP6C-TN	50
	AKSPS-003	50
	DSD01-602N	50
	DSD01-603N	50
	DSD01-604N	50
	DSD01-605N	10
	DSD01-610N	10
	0208-T003	
	0208-E003	
	TM49W / TM44W	10
	TS-35	20
	0.8 x 4 DNT11-0109	
	Page 78-79	



DP10-TN		
Rated Data	UL	IEC
Rated Voltage (V)	600	1000
Rated Current (A)	60	57
Rated impulse voltage	8KV	
Wire range (AWG/mm ²)	20-6	0.5-10
Connection Capacity		
Max. Solid (mm ²)	16	
Max. Stranded (mm ²)	10	
General Data		
Stripping length (mm)	18	
Insulation material	PA	
T / W (mm)	10 / 90.5	
H / H on TS-35 (mm)	49.2 / 50.1	
Package	50	

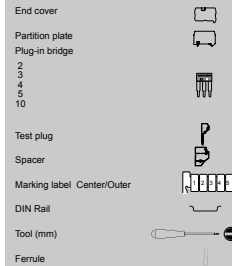
Color	Part number	Package
■	DP10-TN-RD	50
■	DP10-TN-BL	50
Part number Package		
	DP10C-TN	50
	DSD01-1002N	50
	DSD01-1003N	50
	DSD01-1004N	50
	DSD01-1005N	10
	DSD01-1010N	10
	0208-T004	
	0208-E004	
	TM50W / TM45W	10
	TS-35	20
	1.0 x 5.5 DNT11-0111	
	Page 78-79	




DP15-TR		
Rated Data	UL	IEC
Rated Voltage (V)	300	500
Rated Current (A)	15	17.5
Rated impulse voltage	6KV	
Wire range (AWG/mm ²)	26-14	0.14-1.5
Connection Capacity		
Max. Solid (mm ²)	1.5	
Max. Stranded (mm ²)	1.5	
General Data		
Stripping length (mm)	8	
Insulation material	PA	
T / W (mm)	3.5 / 69.5	
H / H on TS-35 (mm)	30.63 / 32	
Package	50	

Color	Part number	Package
■	DP15-TR-RD	50
■	DP15-TR-BL	50
Part number Package		
	DP15C-TR	50
	AKSPS-004	50
	DSD03-1.502	50
	DSD03-1.503	50
	DSD03-1.504	50
	DSD03-1.505	10
	DSD03-1.510	10
	DSD03-1.5/2.5 DSD03-1.5/4	
	0208-T004	
	0208-E004	
	TM46W / TM41W	10
	TS-35	20
	0.4 x 2.5 DNT11-0102	
	Page 78-79	

Accessories



Feed-through PID 4 Conductor Terminal Blocks




DP.-TR is a 4 port terminal block. This compact design is suitable for flexible connection in power distribution.

PID structure allows quick wire connection without tools. Solid wires and stranded wires with ferrules can be inserted directly, providing convenient wiring solution and saving labor time.


With plug-in bridge, DP.-TN can connect two or more terminal blocks in parallel. Marking labels are compatible for clear identification.

DP.-TR




DP1.5-TR		
Rated Data	UL	IEC
Rated Voltage (V)	300	500
Rated Current (A)	15	17.5
Rated impulse voltage	6KV	
Wire range (AWG/mm ²)	26-14	0.14-1.5
Connection Capacity		
Max. Solid (mm ²)	1.5	
Max. Stranded (mm ²)	1.5	
General Data		
Stripping length (mm)	8	
Insulation material	PA	
T / W (mm)	3.5 / 69.5	
H / H on TS-35 (mm)	30.63 / 32	
Package	50	

Color	Part number	Package
■	DP1.5-TR-RD	50
■	DP1.5-TR-BL	50
Part number Package		
	DP1.5C-TR	50
	AKSPS-004	50
	DSD03-1.502	50
	DSD03-1.503	50
	DSD03-1.504	50
	DSD03-1.505	10
	DSD03-1.510	10
	DSD03-1.5/2.5 DSD03-1.5/4	
	0208-T004	
	0208-E004	
	TM46W / TM41W	10
	TS-35	20
	0.4 x 2.5 DNT11-0102	
	Page 78-79	



DP2.5-TR		
Rated Data	UL	IEC
Rated Voltage (V)	600	800
Rated Current (A)	20	24
Rated impulse voltage	8KV	
Wire range (AWG/mm ²)	26-12	0.14-2.5
Connection Capacity		
Max. Solid (mm ²)	4	
Max. Stranded (mm ²)	2.5	
General Data		
Stripping length (mm)	10	
Insulation material	PA	
T / W (mm)	5.1/72.6	
H / H on TS-35 (mm)	35 / 36.5	
Package	50	

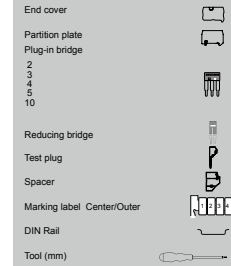
Color	Part number	Package
■	DP2.5-TR-RD	50
■	DP2.5-TR-BL	50
Part number Package		
	DP2.5C-TR	50
	AKSPS-004	50
	DSD01-2.502N	50
	DSD01-2.503N	50
	DSD01-2.504N	50
	DSD01-2.505N	10
	DSD01-2.510N	10
	DSD03-1.5/2.5 DSD03-2.5/4	
	0208-T001	
	0208-E001	
	TM47W / TM42W	10
	TS-35	20
	0.6 x 3.5 DNT11-0107	
	Page 78-79	



DP4-TR		
Rated Data	UL	IEC
Rated Voltage (V)	600	800
Rated Current (A)	30	32
Rated impulse voltage	8KV	
Wire range (AWG/mm ²)	24-10	0.2-4
Connection Capacity		
Max. Solid (mm ²)	6	
Max. Stranded (mm ²)	4	
General Data		
Stripping length (mm)	12	
Insulation material	PA	
T / W (mm)	6.1/80.4	
H / H on TS-35 (mm)	35 / 36.5	
Package	50	

Color	Part number	Package
■	DP4-TR-RD	50
■	DP4-TR-BL	50
Part number Package		
	DP4C-TR	50
	AKSPS-005	50
	DSD01-402N	50
	DSD01-403N	50
	DSD01-404N	50
	DSD01-405N	10
	DSD01-410N	10
	DSD03-1.5/4 DSD03-2.5/4	
	0208-T002	
	0208-E002	
	TM48W / TM43W	10
	TS-35	20
	0.8 x 4 DNT11-0109	
	Page 78-79	

Accessories



Feed-through PID 4 Conductor Terminal Blocks

PID




DP6-TR is a 4 port terminal block. This compact design is suitable for flexible connection in power distribution.


PID structure allows quick wire connection without tools. Solid wires and stranded wires with ferrules can be inserted directly, providing convenient wiring solution and saving labor time.

With plug-in bridge, DP6-TR can connect two or more terminal blocks in parallel. Marking labels are compatible for clear identification.

DP6-TR



DP6-TR		
Rated Data		
Rated Voltage (V)	600	1000
Rated Current (A)	40	41
Rated impulse voltage	8KV	
Wire range (AWG/mm ²)	20-8 0.5-6	
Connection Capacity		
Max. Solid (mm ²)	10	
Max. Stranded (mm ²)	6	
General Data		
Stripping length (mm)	12	
Insulation material	PA	
T / W (mm)	8 / 91.4	
H / H on TS-35 (mm)	42 / 43.5	
Package	50	
Color	Part number	Package
■	DP6-TR-RD	50
■	DP6-TR-BL	50
	Part number	Package
	DP6C-TR	50
	DSD01-602N	50
	DSD01-603N	50
	DSD01-604N	50
	DSD01-605N	10
	DSD01-610N	10
	0208-T003	
	0208-E003	
	TM49W / TM44W	10
	TS-35	20
	0.8 x 4 DNT11-0109	
	Page 78-79	



DP6-TR		
Rated Data		
Rated Voltage (V)		
Rated Current (A)		
Rated impulse voltage		
Wire range (AWG/mm ²)		
Connection Capacity		
Max. Solid (mm ²)		
Max. Stranded (mm ²)		
General Data		
Stripping length (mm)		
Insulation material		
T / W (mm)		
H / H on TS-35 (mm)		
Package		
Color	Part number	Package
	Part number	Package



DP6-TR		
Rated Data		
Rated Voltage (V)		
Rated Current (A)		
Rated impulse voltage		
Wire range (AWG/mm ²)		
Connection Capacity		
Max. Solid (mm ²)		
Max. Stranded (mm ²)		
General Data		
Stripping length (mm)		
Insulation material		
T / W (mm)		
H / H on TS-35 (mm)		
Package		
Color	Part number	Package
	Part number	Package

Accessories

End cover	
Plug-in bridge	
Test plug	
Spacer	
Marking label Center/Outer	
DIN Rail	
Tool (mm)	
Ferrule	


Feed-through PID Bi-Level Terminal Blocks

PID




DPP is a double layer design, with each layer connecting independently. This reduces the installation space requirement by 50%. Each layer can be further bridged in parallel and labeled for identification. Test plugs can be used for testing and measurement purpose.


DPP6-TR



DPP1.5		
Rated Data		
Rated Voltage (V)	300	500
Rated Current (A)	15	17.5
Rated impulse voltage	6KV	
Wire range (AWG/mm ²)	26-14 0.14-1.5	
Connection Capacity		
Max. Solid (mm ²)	1.5	
Max. Stranded (mm ²)	1.5	
General Data		
Stripping length (mm)	8	
Insulation material	PA	
T / W (mm)	3.5 / 69	
H / H on TS-35 (mm)	41.2 / 42.7	
Package	50	
Color	Part number	Package
■	DPP1.5-RD	100
■	DPP1.5-BL	100
	Part number	Package
	DSD03-1.502	50
	DSD03-1.503	50
	DSD03-1.504	50
	DSD03-1.505	10
	DSD03-1.510	10
	0208-T004	
	0208-E004	
	- / TM41W	10
	TS-35	20
	0.4 x 2.5 DNT11-0102	
	Page 78-79	



DPP2.5		
Rated Data		
Rated Voltage (V)	300	500
Rated Current (A)	20	22
Rated impulse voltage	6KV	
Wire range (AWG/mm ²)	26-12 0.14-2.5	
Connection Capacity		
Max. Solid (mm ²)	4	
Max. Stranded (mm ²)	2.5	
General Data		
Stripping length (mm)	10	
Insulation material	PA	
T / W (mm)	5.1 / 69	
H / H on TS-35 (mm)	46 / 47.5	
Package	100	
Color	Part number	Package
■	DPP2.5-RD	100
■	DPP2.5-BL	100
	Part number	Package
	DSD01-2.502N	50
	DSD01-2.503N	50
	DSD01-2.504N	50
	DSD01-2.505N	10
	DSD01-2.510N	10
	0208-T001	
	0208-E001	
	- / TM42W	10
	TS-35	20
	0.6 x 3.5 DNT11-0107	
	Page 78-79	




DPP4		
Rated Data		
Rated Voltage (V)	300	500
Rated Current (A)	30	28
Rated impulse voltage	6KV	
Wire range (AWG/mm ²)	24-10 0.2-4	
Connection Capacity		
Max. Solid (mm ²)	6	
Max. Stranded (mm ²)	4	
General Data		
Stripping length (mm)	12	
Insulation material	PA	
T / W (mm)	6.1 / 81	
H / H on TS-35 (mm)	46 / 47.5	
Package	50	
Color	Part number	Package
■	DPP4-RD	100
■	DPP4-BL	100
	Part number	Package
	DSD01-402N	50
	DSD01-403N	50
	DSD01-404N	50
	DSD01-405N	10
	DSD01-410N	10
	0208-T002	
	0208-E002	
	- / TM43W	10
	TS-35	20
	0.8 x 4 DNT11-0109	
	Page 78-79	

Accessories


End cover	
Plug-in bridge	
Test plug	
Spacer	
Marking label Center/Outer	
DIN Rail	
Tool (mm)	
Ferrule	

Feed-through PID Tri-Level Terminal Blocks



DP2.5-3L is a triple layer design, with each layer connecting independently. The thickness is only 5.1mm, suitable in applications with space constraint. Each layer can be further bridged in parallel and labeled for identification.

DP..-3L




DP2.5-3L		
Rated Data	UL	IEC
Rated Voltage (V)	300	500
Rated Current (A)	20	24
Rated impulse voltage	6KV	
Wire range (AWG/mm ²)	26~12 0.14~2.5	
Connection Capacity		
Max. Solid (mm ²)	4	
Max. Stranded (mm ²)	2.5	
General Data		
Stripping length (mm)	10	
Insulation material	PA	
T / W (mm)	5.1 / 102.7	
H / H on TS-35 (mm)	57 / 58.5	
Package	100	

Accessories


End cover	
Partition plate	
Plug-in bridge	
2	
3	
4	
5	
10	
Test plug	
Spacer	
Marking label Center/Outer	
DIN Rail	
Tool (mm)	
Ferrule	

Color	Part number	Package
■	DP2.5-3L-RD	100
■	DP2.5-3L-BL	100
Part number Package		
	DP2.5C-3L	50
	DSD01-2.502N	50
	DSD01-2.503N	50
	DSD01-2.504N	50
	DSD01-2.505N	10
	DSD01-2.510N	10
	0208-T001	
	0208-E001	
	- / TM42W	10
	TS-35	20
	0.6 x 3.5 DNT11-0107	
	Page 78-79	



DP2.5-3L-PV is a 6 port terminal block that offers a safe option for equipotential bonding. Up to three phase potential is possible with a single housing. The six contacts are interconnected, and the potential distribution can be identified by corresponding marking labels on the housing.

DP..-3L-PV



DP2.5-3L-PV		
Rated Data	UL	IEC
Rated Voltage (V)	300	500
Rated Current (A)	20	24
Rated impulse voltage	6KV	
Wire range (AWG/mm ²)	26~12 0.14~2.5	
Connection Capacity		
Max. Solid (mm ²)	4	
Max. Stranded (mm ²)	2.5	
General Data		
Stripping length (mm)	10	
Insulation material	PA	
T / W (mm)	5.1 / 102.7	
H / H on TS-35 (mm)	57 / 58.5	
Package	100	

Accessories

End cover	
Partition plate	
Plug-in bridge	
2	
3	
4	
5	
10	
Test plug	
Spacer	
Marking label Center/Outer	
DIN Rail	
Tool (mm)	
Ferrule	


Part number	Package
DP2.5C-3L	50
DSD01-2.502N	50
DSD01-2.503N	50
DSD01-2.504N	50
DSD01-2.505N	10
DSD01-2.510N	10
0208-T001	
0208-E001	
- / TM42W	10
TS-35	20
0.6 x 3.5 DNT11-0107	
Page 78-79	

Feed-through PID Grounding Terminal Blocks



DP.-PE is a grounding terminal block with the same dimensions as the DP series, and fully compliant with IEC 60947-7-2. This series supports both the mechanical and the electrical functions of a PCTB by using it as a ground (PE) busbar.

DP..-PE

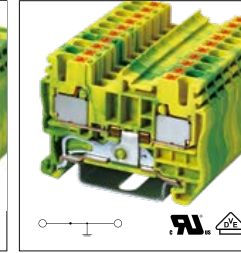


DP1.5-PE		
Rated Data	UL	IEC
Rated Voltage (V)	300	500
Rated Current (A)		
Rated impulse voltage	6KV	
Wire range (AWG/mm ²)	26~14 0.14~1.5	
Connection Capacity		
Max. Solid (mm ²)	1.5	
Max. Stranded (mm ²)	1.5	
General Data		
Stripping length (mm)	8	
Insulation material	PA	
T / W (mm)	3.5 / 47.2	
H / H on TS-35 (mm)	30.6 / 32	
Package	100	

Accessories


End cover	
Partition plate	
Plug-in bridge	
2	
3	
4	
5	
10	
Test plug	
Spacer	
Marking label Center/Outer	
DIN Rail	
Tool (mm)	
Ferrule	

Part number	Package
DP1.5C-YG	50
AKSPS-001	50
DSD03-1.502	50
DSD03-1.503	50
DSD03-1.504	50
DSD03-1.505	10
DSD03-1.510	10
0208-T004	
0208-E004	
TM46W / TM41W	10
TS-35	20
0.4 x 2.5 DNT11-0102	
Page 78-79	



DP2.5-PE		
Rated Data	UL	IEC
Rated Voltage (V)	600	800
Rated Current (A)		
Rated impulse voltage	8KV	
Wire range (AWG/mm ²)	26~12 0.14~2.5	
Connection Capacity		
Max. Solid (mm ²)	4	
Max. Stranded (mm ²)	2.5	
General Data		
Stripping length (mm)	10	
Insulation material	PA	
T / W (mm)	5.1 / 49	
H / H on TS-35 (mm)	35.5 / 36.5	
Package	100	


Part number	Package
DP2.5C-YG	50
AKSPS-001	50
DSD01-2.502N	50
DSD01-2.503N	50
DSD01-2.504N	50
DSD01-2.505N	10
DSD01-2.510N	10
0208-T001	
0208-E001	
TM47W / TM42W	10
TS-35	20
0.6 x 3.5 DNT11-0107	
Page 78-79	



DP4-PE		
Rated Data	UL	IEC
Rated Voltage (V)	600	800
Rated Current (A)		
Rated impulse voltage	8KV	
Wire range (AWG/mm ²)	24~10 0.2~4	
Connection Capacity		
Max. Solid (mm ²)	6	
Max. Stranded (mm ²)	4	
General Data		
Stripping length (mm)	12	
Insulation material	PA	
T / W (mm)	6.1 / 57	
H / H on TS-35 (mm)	35.5 / 36.5	
Package	100	

Part number	Package
DP4C-YG	50
AKSPS-001	50
DSD01-402N	50
DSD01-403N	50
DSD01-404N	50
DSD01-405N	10
DSD01-410N	10
0208-T002	
0208-E002	
TM48W / TM43W	10
TS-35	20
0.8 x 4 DNT11-0109	
Page 78-79	

Feed-through PID Grounding Terminal Blocks




DP..PE is a grounding terminal block with the same dimensions as the DP series, and fully compliant with IEC 60947-7-2. This series supports both the mechanical and the electrical functions of a PCTB by using it as a ground (PE) busbar.

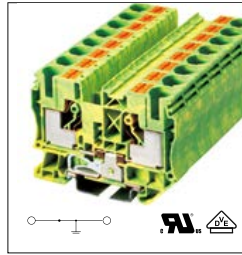
DP..PE

Accessories

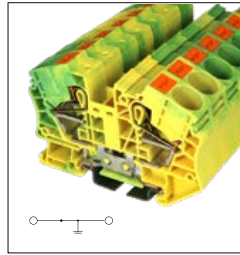
End cover	
Partition plate	
Plug-in bridge	
2	
3	
4	
5	
10	
Test plug	
Spacer	
Marking label Center/Outer	
DIN Rail	
Tool (mm)	
Ferrule	



DP6-PE		
Rated Data	UL	IEC
Rated Voltage (V)	600	1000
Rated Current (A)		
Rated impulse voltage	8KV	
Wire range (AWG/mm ²)	20-8	0.5-6
Connection Capacity		
Max. Solid (mm ²)	10	
Max. Stranded (mm ²)	6	
General Data		
Stripping length (mm)	12	
Insulation material	PA	
T / W (mm)	8 / 57.8	
H / H on TS-35 (mm)	41.7 / 43.5	
Package	50	



DP10-PE		
Rated Data	UL	IEC
Rated Voltage (V)	600	1000
Rated Current (A)		
Rated impulse voltage	8KV	
Wire range (AWG/mm ²)	20-6	0.5-10
Connection Capacity		
Max. Solid (mm ²)	16	
Max. Stranded (mm ²)	10	
General Data		
Stripping length (mm)	18	
Insulation material	PA	
T / W (mm)	10 / 69	
H / H on TS-35 (mm)	49.3 / 50.1	
Package	50	



DP16-PE		
Rated Data	UL	IEC
Rated Voltage (V)	600	1000
Rated Current (A)		
Rated impulse voltage	8KV	
Wire range (AWG/mm ²)	20-4	0.5-16
Connection Capacity		
Max. Solid (mm ²)	25	
Max. Stranded (mm ²)	16	
General Data		
Stripping length (mm)	18	
Insulation material	PA	
T / W (mm)	12 / 76.5	
H / H on TS-35 (mm)	53.1 / 54.3	
Package	50	

Part number	Package
DP6C-YG	50
AKSPS-002	50
DSD01-602N	50
DSD01-603N	50
DSD01-604N	50
DSD01-605N	10
DSD01-610N	10
0208-T003	
0208-E003	
TM49W / TM44W	10
TS-35	20
0.8 x 4 DNT11-0109	

Page 78-79

Part number	Package
DP10C-YG	50
AKSPS-001	50
DSD01-1002N	50
DSD01-1003N	50
DSD01-1004N	50
DSD01-1005N	10
DSD01-1010N	10
0208-T004	
0208-E004	
TM50W / TM45W	10
TS-35	20
1.0 x 5.5 DNT11-0111	

Page 78-79

Part number	Package
DP16C-YG	50
AKSPS-001	50
DSD01-1602N	50
DSD01-1603N	50
DSD01-1604N	50
DSD01-1605N	10
DSD01-1610N	10
0208-T004	
0208-E004	
TM50W / TM45W	10
TS-35	20
1.0 x 5.5 DNT11-0111	

Page 78-79

Feed-through PID 3 Conductor Grounding Terminal Blocks




DP..-TN-PE is a 3 port grounding terminal block with the same dimensions as the DP...TN series, and fully compliant to IEC 60947-7-2. This series supports both the mechanical and the electrical functions of a PCTB by using it as a ground (PE) busbar.

DP..TN-PE

Accessories

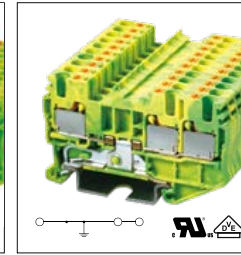
End cover	
Partition plate	
Plug-in bridge	
2	
3	
4	
5	
10	
Test plug	
Spacer	
Marking label Center/Outer	
DIN Rail	
Tool (mm)	
Ferrule	



DP1.5-TN-PE		
Rated Data	UL	IEC
Rated Voltage (V)	300	500
Rated Current (A)		
Rated impulse voltage	6KV	
Wire range (AWG/mm ²)	26-14	0.14-1.5
Connection Capacity		
Max. Solid (mm ²)	1.5	
Max. Stranded (mm ²)	1.5	
General Data		
Stripping length (mm)	8	
Insulation material	PA	
T / W (mm)	3.5 / 58	
H / H on TS-35 (mm)	30.6 / 32	
Package	100	

Part number	Package
DP1.5C-TN-YG	50
AKSPS-003	50
DSD03-1.502	50
DSD03-1.503	50
DSD03-1.504	50
DSD03-1.505	10
DSD03-1.510	10
0208-T004	
0208-E004	
TM46W / TM41W	10
TS-35	20
0.4 x 2.5 DNT11-0102	

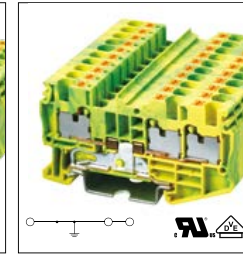
Page 78-79



DP2.5-TN-PE		
Rated Data	UL	IEC
Rated Voltage (V)	600	800
Rated Current (A)		
Rated impulse voltage	8KV	
Wire range (AWG/mm ²)	26-12	0.14-2.5
Connection Capacity		
Max. Solid (mm ²)	4	
Max. Stranded (mm ²)	2.5	
General Data		
Stripping length (mm)	10	
Insulation material	PA	
T / W (mm)	5.1 / 60.8	
H / H on TS-35 (mm)	35 / 36.5	
Package	100	

Part number	Package
DP2.5C-TN-YG	50
AKSPS-003	50
DSD01-2.502N	50
DSD01-2.503N	50
DSD01-2.504N	50
DSD01-2.505N	10
DSD01-2.510N	10
0208-T001	
0208-E001	
TM47W / TM42W	10
TS-35	20
0.6 x 3.5 DNT11-0107	

Page 78-79




DP4-TN-PE		
Rated Data	UL	IEC
Rated Voltage (V)	600	800
Rated Current (A)		
Rated impulse voltage	8KV	
Wire range (AWG/mm ²)	24-10	0.2-4
Connection Capacity		
Max. Solid (mm ²)	6	
Max. Stranded (mm ²)	4	
General Data		
Stripping length (mm)	12	
Insulation material	PA	
T / W (mm)	6.1 / 67.3	
H / H on TS-35 (mm)	35.5 / 36.5	
Package	50	

Part number	Package
DP4C-TN-YG	50
AKSPS-003	50
DSD01-402N	50
DSD01-403N	50
DSD01-404N	50
DSD01-405N	10
DSD01-410N	10
0208-T002	
0208-E002	
TM48W / TM43W	10
TS-35	20
0.8 x 4 DNT11-0109	

Page 78-79


PID Plug-in Connection Terminal Blocks

PID



DP2.5/1P is a plug-in type terminal block that enables signal transmission and power feeding function. The anti-vibration insertion force allows the plug to be firmly connected onto the terminal base. Current can be input from the both the base and the plug. It is equipped with a series of accessories such as plug, strain relief, latch and marking labels.

DP..1/P



DP2.5/1P		
Rated Data	UL	IEC
Rated Voltage (V)	600	800
Rated Current (A)	20	24
Rated impulse voltage	6KV	
Wire range (AWG/mm ²)	26~12 0.14~2.5	
Connection Capacity		
Max. Solid (mm ²)	4	
Max. Stranded (mm ²)	2.5	
General Data		
Stripping length (mm)	10	
Insulation material	PA	
T / W (mm)	5.08 / 51	
H / H on TS-35	35 / 36.5	
Package	100	
Part number	Package	
DP2.5/1PC	50	
DSD01-2.502N	50	
DSD01-2.503N	50	
DSD01-2.504N	50	
DSD01-2.505N	10	
DSD01-2.510N	10	
0208-T001		
0208-E001		
TM47W / TM42W	10	
TS-35	20	
0.6 x 3.5 DNT11-0107		
Page 78~79		

DP2.5PG is a compact design plug at 5.08mm pitch, which can be pre-wired and directly plugged into DP2.5/1P for the application in control cabinet or switchgear. The strain relief can fix the wires and relieve the stress of the wires; and the latch that holds the plug onto the base terminal prevents it from coming loose.

DP..PG-XXP



DP2.5PG-XXP		
Rated Data	UL	IEC
Rated Voltage (V)	600	800
Rated Current (A)	20	24
Rated impulse voltage	8KV	
Wire range (AWG/mm ²)	26~12 0.14~2.5	
Connection Capacity		
Max. Solid (mm ²)	4	
Max. Stranded (mm ²)	2.5	
General Data		
Stripping length (mm)	10	
Insulation material	PA	
T / W (mm)	-	
H / H on TS-35	-	
Package	-	
Part number	Package	
DP2.5PG-02P	100	
DP2.5PG-03P	100	
DP2.5PG-04P	50	
DP2.5PG-05P	50	
DP2.5PG-06P	50	
DP2.5PG-07P	50	
DP2.5PG-08P	50	
DP-PZ-02P		
DP-PZ-04P		
DP-PR		
TM42W	10	
0.6 x 3.5 DNT11-0107		
Page 78~79		

Accessories		
Part number	Package	
End cover		
Plug-in bridge		
2		
3		
4		
5		
10		
Test plug		
Spacer		
Marking label Center/Outer		
DIN Rail		
Tool (mm)		
Ferrule		

Accessories		
Part number	Package	
End cover		
Plug-in bridge		
2		
3		
4		
5		
10		
Test plug		
Spacer		
Marking label Center/Outer		
DIN Rail		
Tool (mm)		
Ferrule		

Strain relief





02P DP-PZ-02P
04P DP-PZ-04P


Latch



DP-PR




Fuse and Disconnect Terminal Blocks



Fuse and disconnect terminal blocks can utilize the standard 5x20mm fuse through the fuse plug, DP-FU (5x20). This product takes the advantages of simple power distribution, flexible plug-in connection and user-friendly testing.


Fuse plug DP-FU(5x20) allows for a swift and simple process to install or replace the fuse, and can be easily inserted into the disconnect terminal block.

DP..-TFU



DP4-TFU		
Rated Data	UL	IEC
Rated Voltage (V)	300	400
Rated Current (A)	16	10
Rated impulse voltage	6KV	
Wire range (AWG/mm ²)	24~10 0.2~4	
Connection Capacity		
Max. Solid (mm ²)	6	
Max. Stranded (mm ²)	4	
General Data		
Stripping length (mm)	12	
Insulation material	PA	
T / W (mm)	6.1 / 57	
H / H on TS-35 (mm)	35 / 36.5	
H of accessory (mm)	-	
Package	100	
Part number	Package	
DP4C-TFU	50	
DSD01-402N	50	
DSD01-403N	50	
DSD01-404N	50	
DSD01-405N	10	
DSD01-410N	10	
0208-T002		
0208-E002		
FUK6.3A-01		
- / TM43W	10	
TS-35	20	
0.8 x 4 DNT11-0109		
Page 78~79		

Accessories		
Part number	Package	
End cover		
Plug-in bridge		
2		
3		
4		
5		
10		
Test plug		
Spacer		
Fuse		
Marking label Center/Outer		
DIN Rail		
Tool (mm)		
Ferrule		



DP4-TFU(5X20)		
Rated Data	UL	IEC
Rated Voltage (V)	300	400
Rated Current (A)	12	10
Rated impulse voltage	6KV	
Wire range (AWG/mm ²)	24~10 0.2~4	
Connection Capacity		
Max. Solid (mm ²)	6	
Max. Stranded (mm ²)	4	
General Data		
Stripping length (mm)	12	
Insulation material	PA	
T / W (mm)	6.1 / 57	
H / H on TS-35 (mm)	35 / 36.5	
H of accessory (mm)	44	
Package	50	
Part number	Package	
DP4C-TFU	50	
DSD01-402N	50	
DSD01-403N	50	
DSD01-404N	50	
DSD01-405N	10	
DSD01-410N	10	
0208-T002		
0208-E002		
FUK6.3A-01		
- / TM43W	10	
TS-35	20	
0.8 x 4 DNT11-0109		
Page 78~79		

Fuse Plug



DP-FU(5X20)

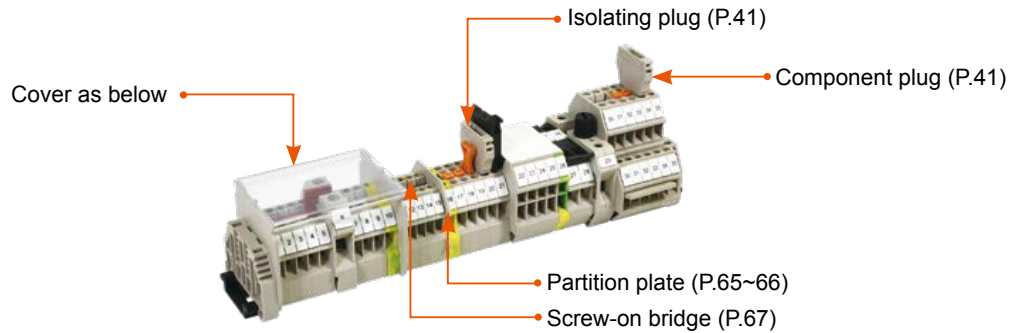
Fuse size 5X20

Part Number	Current (A)
FUK1A-01	1
FUK2A-01	2
FUK6.3A-01	6.3

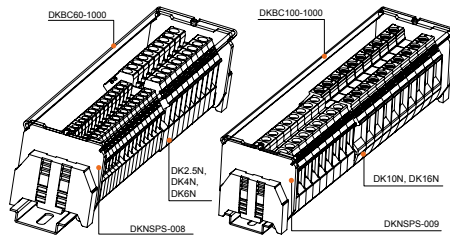

Feed-Through Screw Connection Terminal Blocks



- Potential power distribution can be arranged using various pluggable insertion bridge and screw-on bridge.
- IEC 60947-7-1 & UL 1059 compliance.







Cover



Part number	Compatible Product	Package
DKBC60-1000	DKNSPS-008	120
DKBC100-1000	DKNSPS-009	100

Feed-through Screw Terminal Blocks



DK..N series is a screw type terminal block, which wire cage is designed for large wiring contact, vibration proof and high reliability, suitable for wire sizes from 2.5 mm² to 35mm². Power distribution can be adjusted using top and side insertion bridge. Complete set of accessories is available for identification and bridging applications.

DK2.5N		
Rated Data	UL	IEC
Rated Voltage (V)	600	1000
Rated Current (A)	20	24
Rated impulse voltage	8KV	
Wire range (AWG/mm ²)	22-12 0.34~2.5	
Connection Capacity		
Max. Solid (mm ²)	4	
Max. Stranded (mm ²)	2.5	
General Data		
Torque (N.m)	0.4 0.4	
Screw thread	M2.5	
Stripping length (mm)	9-11	
Insulation material	PA	
T / W (mm)	5.1/40.7	
H / H on TS-35	40.9 / 41.8	
Package	100	

DK4N		
Rated Data	UL	IEC
Rated Voltage (V)	600	1000
Rated Current (A)	30	32
Rated impulse voltage	8KV	
Wire range (AWG/mm ²)	22-10 0.34~4	
Connection Capacity		
Max. Solid (mm ²)	6	
Max. Stranded (mm ²)	4	
General Data		
Torque (N.m)	0.6 0.5	
Screw thread	M3	
Stripping length (mm)	9-11	
Insulation material	PA	
T / W (mm)	6.1/40.7	
H / H on TS-35	40.9 / 41.8	
Package	100	

DK6N		
Rated Data	UL	IEC
Rated Voltage (V)	600	1000
Rated Current (A)	50	41
Rated impulse voltage	8KV	
Wire range (AWG/mm ²)	20-8 0.5-6	
Connection Capacity		
Max. Solid (mm ²)	10	
Max. Stranded (mm ²)	6	
General Data		
Torque (N.m)	1.2 1.2	
Screw thread	M4	
Stripping length (mm)	12~14	
Insulation material	PA	
T / W (mm)	8/43.3	
H / H on TS-35	46.3 / 47.3	
Package	100	

DK..N


Accessories

End cover	
Partition plate	
Separating disk	
Plug-in bridge	
2	
3	
4	
5	
10	
Insertion bridge	
2	
3	
4	
5	
10	
Test plug	
Lever	
Safety cap	
Marking label	
DIN Rail	
Tool (mm)	

Color	Part number	Package
■	DK2.5N-RD	100
■	DK2.5N-BL	100
Part number	Package	
DK4NC	50	
DKNSPS-005	50	
DKNSPS-008	50	
DKNSPS-001	50	
DSS2.5N-02P	50	
DSS2.5N-03P	50	
DSS2.5N-04P	50	
DSS2.5N-05P	10	
DSS2.5N-10P	10	
CSC-2.502PN	50	
CSC-2.503PN	50	
CSC-2.504PN	50	
CSC-2.505PN	10	
CSC-2.510PN	10	
0175-T002	100	
0175L1		
DK2.5N-KP	50	
TM47W	10	
TS-35	20	
#0 / 3.0 DNT11-0201		

Color	Part number	Package
■	DK4N-RD	100
■	DK4N-BL	100
Part number	Package	
DK4NC	50	
DKNSPS-005	50	
DKNSPS-008	50	
DKNSPS-001	50	
DSS4N-02P	50	
DSS4N-03P	50	
DSS4N-04P	50	
DSS4N-05P	10	
DSS4N-10P	10	
CSC-402PN	50	
CSC-403PN	50	
CSC-404PN	50	
CSC-405PN	10	
CSC-410PN	10	
0175-T002		
0175L1		
DK4N-KP	50	
TM48W	10	
TS-35	20	
#0 / 3.0 DNT11-0201		

Color	Part number	Package
■	DK6N-RD	100
■	DK6N-BL	100
Part number	Package	
DK6NC	50	
DKNSPS-008	50	
DKNSPS-002	50	
DSS6N-02P	50	
DSS6N-03P	50	
DSS6N-04P	50	
DSS6N-05P	10	
DSS6N-10P	10	
CSC-602PN	50	
CSC-603PN	50	
CSC-604PN	50	
CSC-605PN	10	
CSC-610PN	10	
0175-T002		
0175L1		
TM49W	10	
TS-35	20	
#1 / 5.0 DNT11-0202		




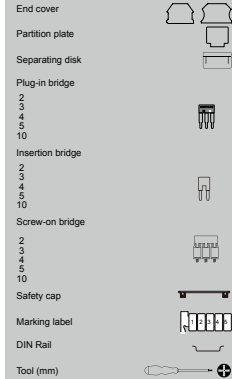
Feed-through Screw Terminal Blocks




DK..N series is a screw type terminal block, which wire cage is designed for large wiring contact, vibration proof and high reliability, suitable for wire sizes from 2.5 mm² to 35mm². Power distribution can be adjusted using top and side insertion bridge. Complete set of accessories is available for identification and bridging applications.

DK..N


Accessories



DK10N		
Rated Data	UL	IEC
Rated Voltage (V)	600	1000
Rated Current (A)	60	57
Rated impulse voltage	8KV	
Wire range (AWG/mm ²)	20-6	0.5-10
Connection Capacity		
Max. Solid (mm ²)	16	
Max. Stranded (mm ²)	10	
General Data		
Torque (N.m)	1.3	1.2
Screw thread	M4	
Stripping length (mm)	12-14	
Insulation material	PA	
T / W (mm)	10 / 43.2	
H / H on TS-35 (mm)	49.3 / 50.2	
Package	50	
Color	Part number	Package
■	DK10N-RD	50
■	DK10N-BL	50
Part number	Package	
DK10NC	50	
DKNSPS-009		
DKNSPS-002	50	
DSS10N-02P		
DSS10N-03P		
DSS10N-04P		
DSS10N-05P		
DSS10N-10P		
CSC-1002PN		
CSC-1003PN		
CSC-1004PN	10	
CSC-1005PN		
CSC-1010PN		
DK10N-KP	50	
TM49W	10	
TS-35	20	
#1 / 5.0 DNT11-0202		



DK16N		
Rated Data	UL	IEC
Rated Voltage (V)	600	1000
Rated Current (A)	88	76
Rated impulse voltage	8KV	
Wire range (AWG/mm ²)	14-3	1.5-16
Connection Capacity		
Max. Solid (mm ²)	25	
Max. Stranded (mm ²)	16	
General Data		
Torque (N.m)	3.4	2
Screw thread	M5	
Stripping length (mm)	14-16	
Insulation material	PA	
T / W (mm)	12 / 48.3	
H / H on TS-35 (mm)	51.3 / 56.15	
Package	50	
Color	Part number	Package
■	DK16N-RD	50
■	DK16N-BL	50
Part number	Package	
DK16NC	50	
DKNSPS-004	50	
DSS16N-02PN	10	
CSC-1602P		
CSC-1603P		
CSC-1604P	10	
CSC-1605P		
CSC-1610P		
DS16-02P	50	
DS16-03P	50	
DS16-04P	50	
DS16-05P	10	
DS16-10P	10	
DK16N-KP	50	
TM49W	10	
TS-35	20	
1.0 x 5.5 DNT11-0111		




DK16H		
Rated Data	UL	IEC
Rated Voltage (V)	600	1000
Rated Current (A)	100	101
Rated impulse voltage	8KV	
Wire range (AWG/mm ²)	14-3	1.5-25
Connection Capacity		
Max. Solid (mm ²)	25	
Max. Stranded (mm ²)	25	
General Data		
Torque (N.m)	2.5-3.4	2
Screw thread	M5	
Stripping length (mm)	13-15	
Insulation material	PA	
T / W (mm)	12 / 48	
H / H on TS-35 (mm)	51.3 / 52.2	
Package	50	
Color	Part number	Package
■	DK16H-RD	50
■	DK16H-BL	50
Part number	Package	
DK16HC	50	
DKNSPS-003	50	
CSC-1602P		
CSC-1603P		
CSC-1604P	10	
CSC-1605P		
CSC-1610P		
DS16-02P	50	
DS16-03P	50	
DS16-04P	50	
DS16-05P	10	
DS16-10P	10	
DK16H-KP	50	
TM49W	10	
TS-35	20	
1.0 x 5.5 DNT11-0111		


* According to UL :

- Without jumper 600V/100A at torque value 2.5-3.4Nm
- With jumper DS16 : 600V/95A at torque value 2.5Nm : 600V/100A at torque value 3.4Nm
- With jumper CSC-16 : 600V/90A at torque value 2.5Nm : 600V/100A at torque value 3.4Nm


Feed-through Screw Terminal Blocks



DK35N		
Rated Data	UL	IEC
Rated Voltage (V)	600	1000
Rated Current (A)	150	125
Rated impulse voltage	8KV	
Wire range (AWG/mm ²)	12-1/0	1.5-35
Connection Capacity		
Max. Solid (mm ²)	50	
Max. Stranded (mm ²)	35	
General Data		
Torque (N.m)	3.5	6.9
Screw thread	M6	
Stripping length (mm)	14-18	
Insulation material	PA	
T / W (mm)	16 / 55.4	
H / H on TS-35 (mm)	59.5 / 65.15	
Package	50	
Color	Part number	Package
■	DK35N-RD	50
■	DK35N-BL	50
Part number	Package	
DKNSPS-004	50	
DSS35N-02PN	10	
CSC-3502P		
CSC-3503P		
CSC-3504P	10	
CSC-3505P		
CSC-3510P		
DS35-02P	10	
DS35-03P	10	
DS35-04P	10	
DS35-05P	10	
DS35-10P	10	
DK35N-KP	50	
TM49W	10	
TS-35	20	
1.0 x 5.5 DNT11-0111		





DK35H		
Rated Data	UL	IEC
Rated Voltage (V)	600	1000
Rated Current (A)	150	150
Rated impulse voltage	8KV	
Wire range (AWG/mm ²)	12-1/0	2.5-50
Connection Capacity		
Max. Solid (mm ²)	50	
Max. Stranded (mm ²)	50	
General Data		
Torque (N.m)	3.5-6.9	6.9
Screw thread	M6	
Stripping length (mm)	16-18	
Insulation material	PA	
T / W (mm)	16 / 53	
H / H on TS-35 (mm)	60.3 / 61.2	
Package	50	
Color	Part number	Package
■	DK35H-RD	50
■	DK35H-BL	50
Part number	Package	
DKNSPS-004	50	
DSS35H-02PN	10	
CSC-3502P		
CSC-3503P		
CSC-3504P	10	
CSC-3505P		
CSC-3510P		
DS35-02P	10	
DS35-03P	10	
DS35-04P	10	
DS35-05P	10	
DS35-10P	10	
DK35H-KP	50	
TM49W	10	
TS-35	20	
1.0 x 5.5 DNT11-0111		




DK.. series is a screw type terminal block, with its wire cage is designed for large wiring contact, vibration proof and high reliability, suitable for wire sizes from 50mm² to 240mm². The wire entry hole allows lugs that are within the nominal cross section to be used.

DK..

Accessories




DK50		
Rated Data	UL	IEC
Rated Voltage (V)	600	1000
Rated Current (A)	150	150
Rated impulse voltage	8KV	
Wire range (AWG/mm ²)	6-1/0	16-50
Connection Capacity		
Max. Stranded (mm ²)	50	
General Data		
Torque (N.m)	5.6	
Screw thread	M6	
Stripping length (mm)	25-30	
Insulation material	PA	
T / W (mm)	20 / 70.5	
H / H on TS-35 (mm)	75.8 / 76.7	
Package	20	
Color	Part number	Package
■	DK50-RD	20
■	DK50-BL	20
Part number	Package	
CSC-5002P	10	
CSC-5003P	10	
TM49W	10	
TS-35	20	
5mm		




Easy to release from rail.

Feed-through Screw Bi-Level Terminal Blocks




DKK..N is a double layer screw type terminal block, with each layer connecting independently. This reduces the installation space requirement by 50%. Each layer can be further bridged in parallel and labeled for identification. Test plugs can be used for testing and measurement purpose.


DKK..N



DKK2.5N		
Rated Data	UL	IEC
Rated Voltage (V)	600	400
Rated Current (A)	20	24
Rated impulse voltage	8KV	
Wire range (AWG/mm ²)	22~12 0.34~2.5	
Connection Capacity		
Max. Solid (mm ²)	4	
Max. Stranded (mm ²)	2.5	
General Data		
Torque (N.m)	0.4	
Screw thread	M2.5	
Stripping length (mm)	9~11	
Insulation material	PA	
T / W (mm)	5.1 / 71.5	
H / H on TS-35 (mm)	62.2 / 63	
Package	100	



DKK4N		
Rated Data	UL	IEC
Rated Voltage (V)	600	800
Rated Current (A)	30	32
Rated impulse voltage	8KV	
Wire range (AWG/mm ²)	22~10 0.34~4	
Connection Capacity		
Max. Solid (mm ²)	6	
Max. Stranded (mm ²)	4	
General Data		
Torque (N.m)	0.6	
Screw thread	M3	
Stripping length (mm)	9~11	
Insulation material	PA	
T / W (mm)	6.1 / 71.5	
H / H on TS-35 (mm)	62.2 / 63	
Package	100	



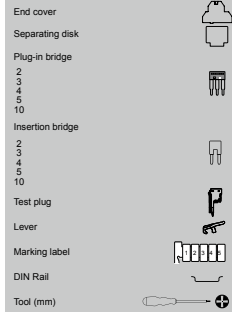
DKK2.5N-PV		
Rated Data	UL	IEC
Rated Voltage (V)	600	400
Rated Current (A)	20	24
Rated impulse voltage	8KV	
Wire range (AWG/mm ²)	22~12 0.34~2.5	
Connection Capacity		
Max. Solid (mm ²)	4	
Max. Stranded (mm ²)	2.5	
General Data		
Torque (N.m)	0.4	
Screw thread	M2.5	
Stripping length (mm)	9~11	
Insulation material	PA	
T / W (mm)	5.1 / 71.5	
H / H on TS-35 (mm)	62.2 / 63	
Package	100	

Color	Part number	Package
■	DKK2.5N-RD	100
■	DKK2.5N-BL	100
Part number	Package	
DKK2.5NC	50	
DKNSPS-001	50	
DSS2.5N-02P	50	
DSS2.5N-03P	50	
DSS2.5N-04P	50	
DSS2.5N-05P	10	
DSS2.5N-10P	10	
CSC-2.502PN	50	
CSC-2.503PN	50	
CSC-2.504PN	50	
CSC-2.505PN	10	
CSC-2.510PN	10	
0175-T002		
0175L1		
TM47W	10	
TS-35	20	
#0 / 3.0 DNT11-0201		


Color	Part number	Package
■	DKK4N-RD	100
■	DKK4N-BL	100
Part number	Package	
DKK2.5NC	50	
DKNSPS-001	50	
DSS4N-02P	50	
DSS4N-03P	50	
DSS4N-04P	50	
DSS4N-05P	10	
DSS4N-10P	10	
CSC-402PN	50	
CSC-403PN	50	
CSC-404PN	50	
CSC-405PN	10	
CSC-410PN	10	
0175-T002		
0175L1		
TM48W	10	
TS-35	20	
#0 / 3.0 DNT11-0201		

Color	Part number	Package
■	DKK4N-RD	100
■	DKK4N-BL	100
Part number	Package	
DKK2.5NC	50	
DKNSPS-001	50	
DSS4N-02P	50	
DSS4N-03P	50	
DSS4N-04P	50	
DSS4N-05P	10	
DSS4N-10P	10	
CSC-402PN	50	
CSC-403PN	50	
CSC-404PN	50	
CSC-405PN	10	
CSC-410PN	10	
0175-T002		
0175L1		
TM48W	10	
TS-35	20	
#0 / 3.0 DNT11-0201		

Accessories




Feed-through Screw Bi-Level Terminal Blocks

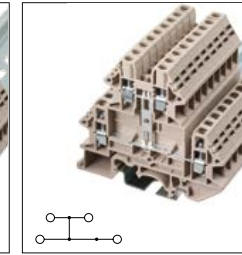


DKK..N-PV offers a safe connection option for equipotential bonding. The four contacts are interconnected, and corresponding marking labels on the housing can identify the potential distribution. For testing and measurement purpose, the test plugs 0175-T.. series can be connected well.

DKK..N-PV



DKK2.5N-PV		
Rated Data	UL	IEC
Rated Voltage (V)	600	400
Rated Current (A)	20	24
Rated impulse voltage	8KV	
Wire range (AWG/mm ²)	22~12 0.34~2.5	
Connection Capacity		
Max. Solid (mm ²)	4	
Max. Stranded (mm ²)	2.5	
General Data		
Torque (N.m)	0.4	
Screw thread	M2.5	
Stripping length (mm)	9~11	
Insulation material	PA	
T / W (mm)	5.1 / 71.5	
H / H on TS-35 (mm)	62.2 / 63	
Package	100	



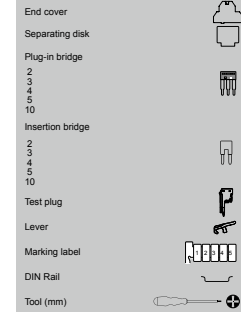
DKK4N-PV		
Rated Data	UL	IEC
Rated Voltage (V)	600	800
Rated Current (A)	30	32
Rated impulse voltage	8KV	
Wire range (AWG/mm ²)	22~10 0.34~4	
Connection Capacity		
Max. Solid (mm ²)	6	
Max. Stranded (mm ²)	4	
General Data		
Torque (N.m)	0.6	
Screw thread	M3	
Stripping length (mm)	9~11	
Insulation material	PA	
T / W (mm)	6.1 / 71.5	
H / H on TS-35 (mm)	62.2 / 63	
Package	100	

Color	Part number	Package
■	DKK2.5N-PV-RD	100
■	DKK2.5N-PV-BL	100
Part number	Package	
DKK2.5NC	50	
DKNSPS-001	50	
DSS2.5N-02P	50	
DSS2.5N-03P	50	
DSS2.5N-04P	50	
DSS2.5N-05P	10	
DSS2.5N-10P	10	
CSC-2.502PN	50	
CSC-2.503PN	50	
CSC-2.504PN	50	
CSC-2.505PN	10	
CSC-2.510PN	10	
0175-T002		
0175L1		
TM47W	10	
TS-35	20	
#0 / 3.0 DNT11-0201		





Color	Part number	Package
■	DKK4N-PV-RD	100
■	DKK4N-PV-BL	100
Part number	Package	
DKK2.5NC	50	
DKNSPS-001	50	
DSS4N-02P	50	
DSS4N-03P	50	
DSS4N-04P	50	
DSS4N-05P	10	
DSS4N-10P	10	
CSC-402PN	50	
CSC-403PN	50	
CSC-404PN	50	
CSC-405PN	10	
CSC-410PN	10	
0175-T002		
0175L1		
TM48W	10	
TS-35	20	
#0 / 3.0 DNT11-0201		

Color	Part number	Package
■	DKK4N-PV-RD	100
■	DKK4N-PV-BL	100
Part number	Package	
DKK2.5NC	50	
DKNSPS-001	50	
DSS4N-02P	50	
DSS4N-03P	50	
DSS4N-04P	50	
DSS4N-05P	10	
DSS4N-10P	10	
CSC-402PN	50	
CSC-403PN	50	
CSC-404PN	50	
CSC-405PN	10	
CSC-410PN	10	
0175-T002		
0175L1		
TM48W	10	
TS-35	20	
#0 / 3.0 DNT11-0201		

Accessories



Feed-through Grounding Terminal Blocks




DK...-PE is a protective conductor terminal block, fully compliant with all the strict requirements of IEC 60947-7-2. The DIN rail is not only a mechanical support to the PCTB but also an electrical function of the PCTB, it is used as a ground (PE) busbar.

Ensure secure wiring, High conductivity and low resistance for safe grounding. Additional to the snap-on foot, with screw mounting to strengthen the fix on the DIN rail.

DK...-PE

Accessories







DK2.5-PE		
Rated Data	UL	IEC
Rated Voltage (V)		
Rated Current (A)		
Rated impulse voltage	8KV	
Wire range (AWG/mm ²)	26~12	0.5~2.5
Connection Capacity		
Max. Solid (mm ²)	4	
Max. Stranded (mm ²)	2.5	
General Data		
Torque Wire (N.m)	0.8	
Torque Din Rail (N.m)	0.52	
Screw thread	M3	
Stripping length (mm)	10~14	
Insulation material	PA	
T / W (mm)	5.7 / 56	
H / H on TS-35 (mm)	46.4 / 47.4	
Package	100	
Part number	Package	
TM47W	10	
TS-35	20	
0.6 x 3.5 DNT11-0107		

DK4-PE		
Rated Data	UL	IEC
Rated Voltage (V)		
Rated Current (A)		
Rated impulse voltage	8KV	
Wire range (AWG/mm ²)	26~10	0.5~4
Connection Capacity		
Max. Solid (mm ²)	6	
Max. Stranded (mm ²)	4	
General Data		
Torque Wire (N.m)	0.8	
Torque Din Rail (N.m)	0.52	
Screw thread	M3	
Stripping length (mm)	12~16	
Insulation material	PA	
T / W (mm)	6.6 / 56	
H / H on TS-35 (mm)	46.4 / 47.4	
Package	100	
Part number	Package	
TM48W	10	
TS-35	20	
0.6 x 3.5 DNT11-0107		

DK10-PE		
Rated Data	UL	IEC
Rated Voltage (V)		
Rated Current (A)		
Rated impulse voltage	8KV	
Wire range (AWG/mm ²)	16~8	1.5~10
Connection Capacity		
Max. Solid (mm ²)	16	
Max. Stranded (mm ²)	10	
General Data		
Torque Wire (N.m)	1.76	
Torque Din Rail (N.m)	0.8	
Screw thread	M4	
Stripping length (mm)	12~16	
Insulation material	PA	
T / W (mm)	10.4 / 56	
H / H on TS-35 (mm)	46.4 / 47.4	
Package	50	
Part number	Package	
TM49W	10	
TS-35	20	
0.8 x 4 DNT11-0109		

Feed-through Grounding Terminal Blocks



DK16-PE		
Rated Data	UL	IEC
Rated Voltage (V)		
Rated Current (A)		
Rated impulse voltage	8KV	
Wire range (AWG/mm ²)	14~6	2.5~16
Connection Capacity		
Max. Solid (mm ²)	25	
Max. Stranded (mm ²)	16	
General Data		
Torque Wire (N.m)	3.4	
Torque Din Rail (N.m)	0.8	
Screw thread	M5	
Stripping length (mm)	14~18	
Insulation material	PA	
T / W (mm)	12 / 56	
H / H on TS-35 (mm)	62.4 / 63.4	
Package	20	
Part number	Package	
TM49W	10	
TS-35	20	
1.0 x 5.5 DNT11-0111		


DK35H-PE		
Rated Data	UL	IEC
Rated Voltage (V)		
Rated Current (A)		
Rated impulse voltage	8KV	
Wire range (AWG/mm ²)	12~3	2.5~35
Connection Capacity		
Max. Solid (mm ²)	50	
Max. Stranded (mm ²)	35	
General Data		
Torque Wire (N.m)	3.5	
Torque Din Rail (N.m)	1.2	
Screw thread	M6	
Stripping length (mm)	16~18	
Insulation material	PA	
T / W (mm)	16 / 52	
H / H on TS-35 (mm)	59 / 61.2	
Package	50	
Part number	Package	
TM49W	10	
TS-35	20	
1.0 x 5.5 DNT11-0111		

DK50-PE		
Rated Data	UL	IEC
Rated Voltage (V)		
Rated Current (A)		
Rated impulse voltage	8KV	
Wire range (AWG/mm ²)	6	16~50
Connection Capacity		
Max. Solid (mm ²)		
Max. Stranded (mm ²)	50	
General Data		
Torque Wire (N.m)	7.9	
Torque Din Rail (N.m)	3.3	
Screw thread	M6	
Stripping length (mm)	20~25	
Insulation material	PA	
T / W (mm)	20 / 70.5	
H / H on TS-35 (mm)	75.6 / 76.6	
Package	10	
Part number	Package	
TM49W	10	
TS-35	20	
5mm		
(Copper DIN rail installation)		

DK95-PE		
Rated Data	UL	IEC
Rated Voltage (V)		
Rated Current (A)		
Rated impulse voltage	8KV	
Wire range (AWG/mm ²)	2~4/0	35~95
Connection Capacity		
Max. Solid (mm ²)		
Max. Stranded (mm ²)	95	
General Data		
Torque Wire (N.m)	17.9	
Torque Din Rail (N.m)	5.6	
Screw thread	M8	
Stripping length (mm)	20~25	
Insulation material	PA	
T / W (mm)	25 / 80	
H / H on TS-35 (mm)	86.1 / 89.9	
Package	10	
Part number	Package	
TM49W	10	
TS-35	20	
6mm		
(Copper DIN rail installation)		




Screw Connection

Plug-in Connection Terminal Blocks



Modular terminal blocks with sockets on one side are demanded frequently in control system. DKES1,5 series are equipped with two sockets, one vertical entry on top and one horizontal entry on the side, various plugs for options. Accessories include protection covers, insertion bridges and marking labels. The multi-position cover can be broken up into any number of positions and snapped into the housing as shock protection for the contact pins when removing the plugs.

DKES1.5..



DKES1.5		
Rated Data	UL	IEC
Rated Voltage (V)	300	250
Rated Current (A)	20	24
Rated impulse voltage	4KV	
Wire range (AWG/mm ²)	22-12 0.5-1.5	
Connection Capacity		
Max. Solid (mm ²)	1.5	
Max. Stranded (mm ²)	1.5	
General Data		
Torque (N.m)	0.5	
Screw thread	M3	
Stripping length (mm)	9-10	
Insulation material	PA	
T / W (mm)	5.08 / 50.6	
H / H on TS-35 (mm)	42.4 / 43.5	

DKES1.5-XXP		
Rated Data	UL	IEC
Rated Voltage (V)	300	250
Rated Current (A)	20	24
Rated impulse voltage	4KV	
Wire range (AWG/mm ²)	22-12 0.5-1.5	
Connection Capacity		
Max. Solid (mm ²)	1.5	
Max. Stranded (mm ²)	1.5	
General Data		
Torque (N.m)	0.5	
Screw thread	M3	
Stripping length (mm)	9-10	
Insulation material	PA	
T / W (mm)	5.08 / 50.6	
H / H on TS-35 (mm)	42.4 / 43.5	

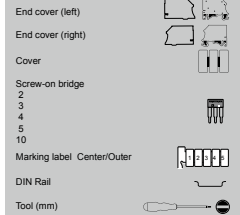
DKES1.5M-XXP		
Rated Data	UL	IEC
Rated Voltage (V)	300	250
Rated Current (A)	20	24
Rated impulse voltage	4KV	
Wire range (AWG/mm ²)	22-12 0.5-1.5	
Connection Capacity		
Max. Solid (mm ²)	1.5	
Max. Stranded (mm ²)	1.5	
General Data		
Torque (N.m)	0.5	
Screw thread	M3	
Stripping length (mm)	9-10	
Insulation material	PA	
T / W (mm)	5.08 / 50.6	
H / H on TS-35 (mm)	42.4 / 43.5	

Color	Part number	Package
	DKES1.5	100
Part number		
	DKES1.5CA / DKES1.5MCA	50
	DKES1.5CB / DKES1.5MCB	50
Part number		
	DKESP1.5-XXP	50
	DSD03-1.502	50
	DSD03-1.503	50
	DSD03-1.504	50
	DSD03-1.505	10
	DSD03-1.510	10
	TM42W / TM47W	10
	TS-35	20
	0.6 x 2.5 DNT11-0107	




Color	Part number	Package
	DKES1.5-01P	100
	DKES1.5-02P-06P	50
	DKES1.5-07P-10P	20
Part number		
	DKESP1.5-XXP	50
	DSD03-1.502	50
	DSD03-1.503	50
	DSD03-1.504	50
	DSD03-1.505	10
	DSD03-1.510	10
	TM42W / TM47W	10
	TS-35	20
	0.6 x 2.5 DNT11-0107	

Color	Part number	Package
	DKES1.5-01P	100
	DKES1.5-02P-06P	50
	DKES1.5-07P-10P	20
Part number		
	DKESP1.5-XXP	50
	DSD03-1.502	50
	DSD03-1.503	50
	DSD03-1.504	50
	DSD03-1.505	10
	DSD03-1.510	10
	TM42W / TM47W	10
	TS-35	20
	0.6 x 2.5 DNT11-0107	

Accessories



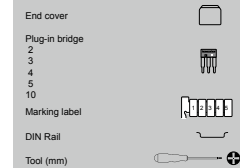
Miniature Feedthrough Terminal Blocks



Power distribution is one of the most common switching tasks in control system. The main task of miniature modular terminal blocks in control design is to carry out power distribution. The compact micro-terminal block DK..S series meets the growing demand for smaller switch boxes suitable. Available accessories include insertion bridges and marking labels, suitable for TS-15 DIN rail mounting.

DK..S

Accessories



DK2.5S		
Rated Data	UL	IEC
Rated Voltage (V)	300	500
Rated Current (A)	20	24
Rated impulse voltage	4KV	
Wire range (AWG/mm ²)	22-12 0.34-2.5	
Connection Capacity		
Max. Solid (mm ²)	4	
Max. Stranded (mm ²)	2.5	
General Data		
Torque (N.m)	0.4	
Screw thread	M2.5	
Stripping length (mm)	7-9	
Insulation material	PA	
T / W (mm)	5.1 / 22	
H / H on TS-15 (mm)	28 / 28.4	
Package	100	





DK4S		
Rated Data	UL	IEC
Rated Voltage (V)	300	500
Rated Current (A)	30	32
Rated impulse voltage	4KV	
Wire range (AWG/mm ²)	22-10 0.34-4	
Connection Capacity		
Max. Solid (mm ²)	6	
Max. Stranded (mm ²)	4	
General Data		
Torque (N.m)	0.6 0.5	
Screw thread	M3	
Stripping length (mm)	7-9	
Insulation material	PA	
T / W (mm)	6.1 / 22	
H / H on TS-15 (mm)	31.5 / 31.9	
Package	100	

DK6S		
Rated Data	UL	IEC
Rated Voltage (V)	300	500
Rated Current (A)	50	41
Rated impulse voltage	4KV	
Wire range (AWG/mm ²)	20-8 0.5-6	
Connection Capacity		
Max. Solid (mm ²)	10	
Max. Stranded (mm ²)	6	
General Data		
Torque (N.m)	1.2	
Screw thread	M4	
Stripping length (mm)	9-11	
Insulation material	PA	
T / W (mm)	8 / 30.3	
H / H on TS-15 (mm)	37.4 / 37.8	
Package	50	

Part number	Package
DK2.5PC	50
CSC-2.502PS	50
CSC-2.503PS	50
CSC-2.504PS	50
CSC-2.505PS	10
CSC-2.510PS	10
TM42W	10
TS-15	20
#0 / 3.0 DNT11-0201	

Part number	Package
DK4PC	50
CSC-402PS	50
CSC-403PS	50
CSC-404PS	50
CSC-405PS	10
CSC-410PS	10
TM43W	10
TS-15	20
#0 / 3.0 DNT11-0201	

Part number	Package
DK6PC	50
CSC-602PS	50
CSC-603PS	50
CSC-604PS	50
CSC-605PS	10
CSC-610PS	10
TM44W	10
TS-15	20
#1 / 5.0 DNT11-0202	



Pole#	P/N	Pole#	P/N
2	2ESV-02P	2	2ESDV-02P
3	2ESV-03P	3	2ESDV-03P
4	2ESV-04P	4	2ESDV-04P
6	2ESV-06P	6	2ESDV-06P

Pole#	P/N	Pole#	P/N
2	2ESV-02P	2	2ESDV-02P
3	2ESV-03P	3	2ESDV-03P
4	2ESV-04P	4	2ESDV-04P
6	2ESV-06P	6	2ESDV-06P


Pole#	P/N	Pole#	P/N
2	2ESV-02P	2	2ESDV-02P
3	2ESV-03P	3	2ESDV-03P
4	2ESV-04P	4	2ESDV-04P
6	2ESV-06P	6	2ESDV-06P

Disconnect Terminal Blocks




- To disconnect the terminal block in the application of measurement, regulation and control systems is an important function to fast locate faults and proceed inspections under zero voltage conditions. The user-friendly disconnecting knives save space with low contact resistance and high current carrying capacity.
- The combinations of base terminal block, DK..N-T feed-through connectors, isolating plugs and component plugs can be used in almost all electrical systems for various switching tasks.
- The AKP-TP isolating plug can be removed and disconnected easily. Plug back into the disconnected area and turn it on again.
- Once the AKP-TG feed-through connector is installed, it cannot be removed. The conductor can connect closely and disconnect by breaking the contact point.
- The AKP-CP is an empty plug that can be equipped with diodes, resistors or other components. The multi-function plug can be opened and install the needed components by users, which is to disconnect the terminal blocks.

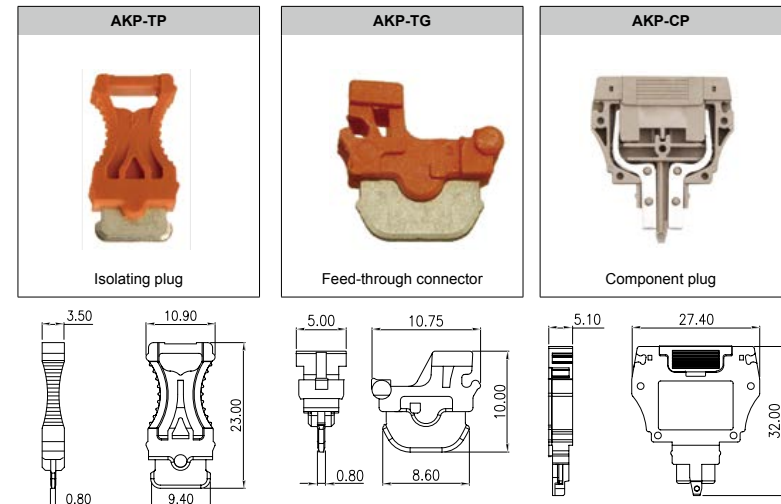
AKP-CP Installation




Basic Disconnect Terminal Blocks



DK2.5N-T			DK4N-T			DKK2.5N-T			DKK4N-T		
Rated Data	UL	IEC	Rated Data	UL	IEC	Rated Data	UL	IEC	Rated Data	UL	IEC
Rated Voltage (V)	300	400	Rated Voltage (V)	300	400	Rated Voltage (V)	300	400	Rated Voltage (V)	300	400
Rated Current (A)	20	24	Rated Current (A)	30	32	Rated Current (A)	20	23	Rated Current (A)	30	32
Rated impulse voltage	6KV		Rated impulse voltage	6KV		Rated impulse voltage	6KV		Rated impulse voltage	6KV	
Wire range (AWG/mm ²)	22~12 0.34~2.5		Wire range (AWG/mm ²)	22~10 0.34~4		Wire range (AWG/mm ²)	22~12 0.34~2.5		Wire range (AWG/mm ²)	22~10 0.34~4	
Connection Capacity			Connection Capacity			Connection Capacity			Connection Capacity		
Max. Solid (mm ²)	4		Max. Solid (mm ²)	6		Max. Solid (mm ²)	4		Max. Solid (mm ²)	6	
Max. Stranded (mm ²)	2.5		Max. Stranded (mm ²)	4		Max. Stranded (mm ²)	2.5		Max. Stranded (mm ²)	4	
General Data			General Data			General Data			General Data		
Torque (N.m)	0.4		Torque (N.m)	0.6		Torque (N.m)	0.4		Torque (N.m)	0.6	
Screw thread	M2.5		Screw thread	M3		Screw thread	M2.5		Screw thread	M3	
Stripping length (mm)	9~11		Stripping length (mm)	9~11		Stripping length (mm)	9~11		Stripping length (mm)	9~11	
Insulation material	PA		Insulation material	PA		Insulation material	PA		Insulation material	PA	
T / W (mm)	5.1 / 40.7		T / W (mm)	6.1 / 40.7		T / W (mm)	5.1 / 71.5		T / W (mm)	6.1 / 71.5	
H / H on TS-35 (mm)	40.9 / 41.8		H / H on TS-35 (mm)	40.9 / 41.8		H / H on TS-35 (mm)	62.2 / 63		H / H on TS-35 (mm)	62.2 / 63	
Package	100		Package	100		Package	100		Package	100	




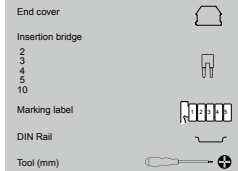
Knife and Disconnect Terminal Blocks



DK2.5N-T is a basic terminal block, the universal socket on the top facilitates to allow isolating plug, straight-through connector and component connector inserted to perform the disconnecting function. There are complete attachments for easy identification, partitioning and plug-in bridging applications.

DK2.5N-T


Accessories



DK2.5N-TG

Rated Data	UL	IEC
Rated Voltage (V)	300	400
Rated Current (A)	20	24
Rated impulse voltage	6KV	
Wire range (AWG/mm ²)	22~12	0.34~2.5
Connection Capacity		
Max. Solid (mm ²)	4	
Max. Stranded (mm ²)	2.5	
General Data		
Torque (N.m)	0.4	
Screw thread	M2.5	
Stripping length (mm)	9~11	
Insulation material	PA	
T / W (mm)	5.1 / 40.7	
H / H on TS-35 (mm)	40.9 / 41.8	
H of accessory (mm)	14.1	
Package	100	


Part number	Package
DK4NC	50
CSC-2.502PN	50
CSC-2.503PN	50
CSC-2.504PN	50
CSC-2.505PN	10
CSC-2.510PN	10
TM47W	10
TS-35	20
#0 / 3.0 DNT11-0201	



DK2.5N-TG

Rated Data	UL	IEC
Rated Voltage (V)	300	400
Rated Current (A)	20	24
Rated impulse voltage	6KV	
Wire range (AWG/mm ²)	22~12	0.34~2.5
Connection Capacity		
Max. Solid (mm ²)	4	
Max. Stranded (mm ²)	2.5	
General Data		
Torque (N.m)	0.4	
Screw thread	M2.5	
Stripping length (mm)	9~11	
Insulation material	PA	
T / W (mm)	5.1 / 40.7	
H / H on TS-35 (mm)	40.9 / 41.8	
H of accessory (mm)	1.7	
Package	100	

Part number	Package
DK4NC	50
CSC-2.502PN	50
CSC-2.503PN	50
CSC-2.504PN	50
CSC-2.505PN	10
CSC-2.510PN	10
TM47W	10
TS-35	20
#0 / 3.0 DNT11-0201	



DK2.5N-CP

Rated Data	UL	IEC
Rated Voltage (V)	300	400
Rated Current (A)	6	6
Rated impulse voltage	6KV	
Wire range (AWG/mm ²)	22~12	0.34~2.5
Connection Capacity		
Max. Solid (mm ²)	4	
Max. Stranded (mm ²)	2.5	
General Data		
Torque (N.m)	0.4	
Screw thread	M2.5	
Stripping length (mm)	9~11	
Insulation material	PA	
T / W (mm)	5.1 / 40.7	
H / H on TS-35 (mm)	40.9 / 41.8	
H of accessory (mm)	21.2	
Package	100	

Part number	Package
DK4NC	50
CSC-2.502PN	50
CSC-2.503PN	50
CSC-2.504PN	50
CSC-2.505PN	10
CSC-2.510PN	10
TM47W	10
TS-35	20
#0 / 3.0 DNT11-0201	


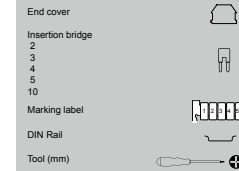
Knife and Disconnect Terminal Blocks



DK4N-T is a basic terminal block, the universal socket on the top facilitates to allow isolating plug, straight-through connector and component connector inserted to perform the disconnecting function. There are complete attachments for easy identification, partitioning and plug-in bridging applications.

DK4N-T


Accessories



DK4N-TG

Rated Data	UL	IEC
Rated Voltage (V)	300	400
Rated Current (A)	30	32
Rated impulse voltage	6KV	
Wire range (AWG/mm ²)	22~10	0.34~4
Connection Capacity		
Max. Solid (mm ²)	6	
Max. Stranded (mm ²)	4	
General Data		
Torque (N.m)	0.6	
Screw thread	M3	
Stripping length (mm)	9~11	
Insulation material	PA	
T / W (mm)	6.1 / 40.7	
H / H on TS-35 (mm)	40.9 / 41.8	
H of accessory (mm)	14.1	
Package	100	


Part number	Package
DK4NC	50
CSC-402PN	50
CSC-403PN	50
CSC-404PN	50
CSC-405PN	10
CSC-410PN	10
TM48W	10
TS-35	20
#0 / 3.0 DNT11-0201	



DK4N-TG

Rated Data	UL	IEC
Rated Voltage (V)	300	400
Rated Current (A)	30	32
Rated impulse voltage	6KV	
Wire range (AWG/mm ²)	22~10	0.34~4
Connection Capacity		
Max. Solid (mm ²)	6	
Max. Stranded (mm ²)	4	
General Data		
Torque (N.m)	0.6	
Screw thread	M3	
Stripping length (mm)	9~11	
Insulation material	PA	
T / W (mm)	6.1 / 40.7	
H / H on TS-35 (mm)	40.9 / 41.8	
H of accessory (mm)	1.7	
Package	100	

Part number	Package
DK4NC	50
CSC-402PN	50
CSC-403PN	50
CSC-404PN	50
CSC-405PN	10
CSC-410PN	10
TM48W	10
TS-35	20
#0 / 3.0 DNT11-0201	



DK4N-CP

Rated Data	UL	IEC
Rated Voltage (V)	300	400
Rated Current (A)	6	6
Rated impulse voltage	6KV	
Wire range (AWG/mm ²)	22~10	0.34~4
Connection Capacity		
Max. Solid (mm ²)	6	
Max. Stranded (mm ²)	4	
General Data		
Torque (N.m)	0.6	
Screw thread	M3	
Stripping length (mm)	9~11	
Insulation material	PA	
T / W (mm)	6.1 / 40.7	
H / H on TS-35 (mm)	40.9 / 41.8	
H of accessory (mm)	21.2	
Package	100	

Part number	Package
DK4NC	50
CSC-402PN	50
CSC-403PN	50
CSC-404PN	50
CSC-405PN	10
CSC-410PN	10
TM48W	10
TS-35	20
#0 / 3.0 DNT11-0201	

Bi-Level Knife and Disconnect Terminal Blocks




DKK2.5N-T is a double layer basic terminal block with independent potential each layer. The universal socket on the top facilitates to allow isolating plug, straight-through connector and component connector inserted to perform the disconnecting function. There are complete attachments for easy identification, partitioning and plug-in bridging applications.


DKK2.5N-T

Accessories


End cover	
Plug-in bridge	
2	
3	
4	
5	
10	
Insertion bridge	
2	
3	
4	
5	
10	
Marking label	
DIN Rail	
Tool (mm)	



DKK2.5N-TG			
Rated Data	UL	IEC	
Rated Voltage (V)	300	400	
Rated Current (A)	20	23	
Rated impulse voltage	6KV		
Wire range (AWG/mm ²)	22~12	0.34~2.5	
Connection Capacity			
Max. Solid (mm ²)	4		
Max. Stranded (mm ²)	2.5		
General Data			
Torque (N.m)	0.4		
Screw thread	M2.5		
Stripping length (mm)	9~11		
Insulation material	PA		
T / W (mm)	5.1 / 71.5		
H / H on TS-35 (mm)	62.2 / 63		
H of accessory (mm)	14.1		
Package	50		
Part number	Package		
DKK2.5NC	50		
DSS2.5N-02P	50		
DSS2.5N-03P	50		
DSS2.5N-04P	50		
DSS2.5N-05P	10		
DSS2.5N-10P	10		
CSC-2.502PN	50		
CSC-2.503PN	50		
CSC-2.504PN	50		
CSC-2.505PN	10		
CSC-2.510PN	10		
TM47W	10		
TS-35	20		
#0 / 3.0 DNT11-0201			



DKK2.5N-TG			
Rated Data	UL	IEC	
Rated Voltage (V)	300	400	
Rated Current (A)	20	21	
Rated impulse voltage	6KV		
Wire range (AWG/mm ²)	22~12	0.34~2.5	
Connection Capacity			
Max. Solid (mm ²)	4		
Max. Stranded (mm ²)	2.5		
General Data			
Torque (N.m)	0.4		
Screw thread	M2.5		
Stripping length (mm)	9~11		
Insulation material	PA		
T / W (mm)	5.1 / 71.5		
H / H on TS-35 (mm)	62.2 / 63		
H of accessory (mm)	1.7		
Package	50		
Part number	Package		
DKK2.5NC	50		
DSS2.5N-02P	50		
DSS2.5N-03P	50		
DSS2.5N-04P	50		
DSS2.5N-05P	10		
DSS2.5N-10P	10		
CSC-2.502PN	50		
CSC-2.503PN	50		
CSC-2.504PN	50		
CSC-2.505PN	10		
CSC-2.510PN	10		
TM47W	10		
TS-35	20		
#0 / 3.0 DNT11-0201			



DKK2.5N-CP			
Rated Data	UL	IEC	
Rated Voltage (V)	300	400	
Rated Current (A)	6	6	
Rated impulse voltage	6KV		
Wire range (AWG/mm ²)	22~12	0.34~2.5	
Connection Capacity			
Max. Solid (mm ²)	4		
Max. Stranded (mm ²)	2.5		
General Data			
Torque (N.m)	0.4		
Screw thread	M2.5		
Stripping length (mm)	9~11		
Insulation material	PA		
T / W (mm)	5.1 / 71.5		
H / H on TS-35 (mm)	62.2 / 63		
H of accessory (mm)	21.2		
Package	50		
Part number	Package		
DKK2.5NC	50		
DSS2.5N-02P	50		
DSS2.5N-03P	50		
DSS2.5N-04P	50		
DSS2.5N-05P	10		
DSS2.5N-10P	10		
CSC-2.502PN	50		
CSC-2.503PN	50		
CSC-2.504PN	50		
CSC-2.505PN	10		
CSC-2.510PN	10		
TM47W	10		
TS-35	20		
#0 / 3.0 DNT11-0201			

Bi-Level Knife and Disconnect Terminal Blocks




DKK4N-T is a double layer basic terminal block with independent potential each layer. The universal socket on the top facilitates to allow isolating plug, straight-through connector and component connector inserted to perform the disconnecting function. There are complete attachments for easy identification, partitioning and plug-in bridging applications.


DKK4N-T

Accessories


End cover	
Plug-in bridge	
2	
3	
4	
5	
10	
Insertion bridge	
2	
3	
4	
5	
10	
Marking label	
DIN Rail	
Tool (mm)	



DKK4N-TP			
Rated Data	UL	IEC	
Rated Voltage (V)	300	400	
Rated Current (A)	30	32	
Rated impulse voltage	6KV		
Wire range (AWG/mm ²)	22~10	0.34~4	
Connection Capacity			
Max. Solid (mm ²)	6		
Max. Stranded (mm ²)	4		
General Data			
Torque (N.m)	0.6		
Screw thread	M3		
Stripping length (mm)	9~11		
Insulation material	PA		
T / W (mm)	6.1 / 71.5		
H / H on TS-35 (mm)	62.2 / 63		
H of accessory (mm)	14.1		
Package	50		
Part number	Package		
DKK2.5NC	50		
DSS4N-02P	50		
DSS4N-03P	50		
DSS4N-04P	50		
DSS4N-05P	10		
DSS4N-10P	10		
CSC-402PN	50		
CSC-403PN	50		
CSC-404PN	50		
CSC-405PN	10		
CSC-410PN	10		
TM48W	10		
TS-35	20		
#0 / 3.0 DNT11-0201			



DKK4N-TG			
Rated Data	UL	IEC	
Rated Voltage (V)	300	400	
Rated Current (A)	30	32	
Rated impulse voltage	6KV		
Wire range (AWG/mm ²)	22~10	0.34~4	
Connection Capacity			
Max. Solid (mm ²)	6		
Max. Stranded (mm ²)	4		
General Data			
Torque (N.m)	0.6		
Screw thread	M3		
Stripping length (mm)	9~11		
Insulation material	PA		
T / W (mm)	6.1 / 71.5		
H / H on TS-35 (mm)	62.2 / 63		
H of accessory (mm)	1.7		
Package	50		
Part number	Package		
DKK2.5NC	50		
DSS4N-02P	50		
DSS4N-03P	50		
DSS4N-04P	50		
DSS4N-05P	10		
DSS4N-10P	10		
CSC-402PN	50		
CSC-403PN	50		
CSC-404PN	50		
CSC-405PN	10		
CSC-410PN	10		
TM48W	10		
TS-35	20		
#0 / 3.0 DNT11-0201			



DKK4N-CP			
Rated Data	UL	IEC	
Rated Voltage (V)	300	400	
Rated Current (A)	6	6	
Rated impulse voltage	6KV		
Wire range (AWG/mm ²)	22~10	0.34~4	
Connection Capacity			
Max. Solid (mm ²)	6		
Max. Stranded (mm ²)	4		
General Data			
Torque (N.m)	0.6		
Screw thread	M3		
Stripping length (mm)	9~11		
Insulation material	PA		
T / W (mm)	6.1 / 71.5		
H / H on TS-35 (mm)	62.2 / 63		
H of accessory (mm)	21.2		
Package	50		
Part number	Package		
DKK2.5NC	50		
DSS2.5N-02P	50		
DSS2.5N-03P	50		
DSS2.5N-04P	50		
DSS2.5N-05P	10		
DSS2.5N-10P	10		
CSC-2.502PN	50		
CSC-2.503PN	50		
CSC-2.504PN	50		
CSC-2.505PN	10		
CSC-2.510PN	10		
TM48W	10		
TS-35	20		
#0 / 3.0 DNT11-0201			

Screw Connection

Test Disconnect Terminal Blocks


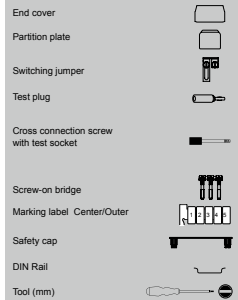


The test disconnect terminal blocks are designed specifically for the secondary circuit of current transformers. DKT.D6N can be easily design with screw-on bridges, switch bars and 4mm ø test plugs as a simple detection circuit.

To check the signal inside the circuit with a 4 mm ø test probe, only two terminal blocks are needed to confirm if the current transformer secondary circuit is conducting. Less space is required to connect multiple measuring devices or protective relays.

DKT.N

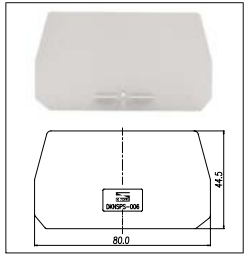
Accessories



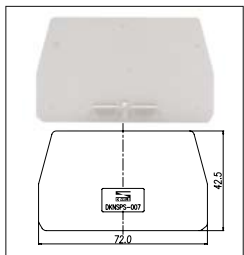
DKTD6N

Rated Data	UL	IEC
Rated Voltage (V)	300	800
Rated Current (A)	42	41
Rated impulse voltage	8KV	
Wire range (AWG/mm ²)	20~8	0.5~6
Connection Capacity		
Max. Solid (mm ²)	10	
Max. Stranded (mm ²)	6	
General Data		
Torque (N.m)	1.2	
Screw thread	M4	
Stripping length (mm)	9~10	
Insulation material	PA	
T / W (mm)	8 / 72	
H / H on TS-35 (mm)	49.5 / 50.5	
Package	50	

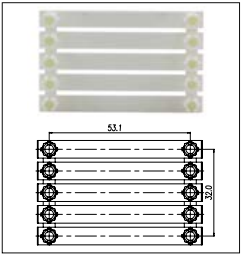
Color	Part number	Package
■	DKTD6N-RD	50
■	DKTD6N-BL	50
Part number	Package	
DKTD6NC	50	
DKNSPS-006	50	
DKNSPS-007	50	
DS6B01-02/03/04	100	
■	C002-0101-BK	50
■	C002-0101-RD	50
■	DS6S4	200
■	DS6S4-OR	200
■	DS6S4-YW	200
■	DS6S4-RD	200
■	DS6B02-02	50
■	DS6B02-10	10
■	TM49W	10
■	DKTD6N-KP/DKBC150-XXXX	50
■	TS-35	20
■	0.8 x 4 DNT11-0109	




DKNSPS-006




DKNSPS-007




DKTD6N-KP




DS6S4



DS6B01-XX



C002-0101



DS6B02-XX




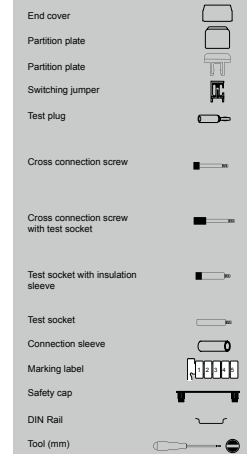
Test Disconnect Terminal Blocks



DKTL6 & DKTD6 are designed for the simple connection testing in secondary circuits of current transformer. The slide type bridge is easily switched to carry out connection and disconnection for various task purpose. Testing probe in 4 mm ø size can be used to check circuit through the test sockets. The advantages of DKT series include compact size, convenience to install, clear indication and easy to use.

DKT


Accessories



DKTD6

Rated Data	UL	IEC
Rated Voltage (V)	300	800
Rated Current (A)	48	41
Rated impulse voltage	8KV	
Wire range (AWG/mm ²)	20~8	0.5~6
Connection Capacity		
Max. Solid (mm ²)	10	
Max. Stranded (mm ²)	6	
General Data		
Torque (N.m)	2	
Screw thread	M4	
Stripping length (mm)	8	
Insulation material	PA	
T / W (mm)	8 / 65.2	
H / H on TS-35 (mm)	47.7 / 48.5	
Package	50	

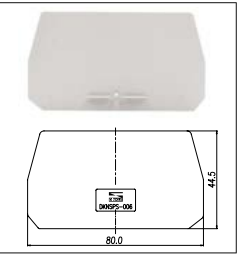
Color	Part number	Package
■	DKTD6-RD	50
■	DKTD6-BL	50
Part number	Package	
DKTLC	50	
DKSPS-006	50	
DKTLP	50	
2 way	DS6A02	100
3 way	DS6A03	100
■	C002-0101-BK	50
■	C002-0101-RD	50
■	DS6S1	50
■	DS6S1-OR	50
■	DS6S1-YW	50
■	DS6S1-RD	50
■	DS6S2	50
■	DS6S2-OR	50
■	DS6S2-YW	50
■	DS6S2-RD	50
■	DS6S3	50
■	DS6S3-OR	50
■	DS6S3-YW	50
■	DS6S3-RD	50
■	C002-0201	50
■	C002-0301	50
■	TM49W	10
■	DKTD6-KP	50
■	TS-35	20
■	0.6 x 3.5 DNT11-0107	



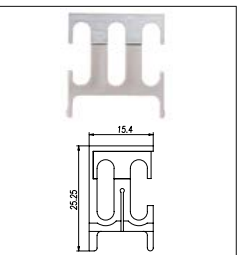
DKTL6

Rated Data	UL	IEC
Rated Voltage (V)	300	800
Rated Current (A)	48	41
Rated impulse voltage	8KV	
Wire range (AWG/mm ²)	20~8	0.5~6
Connection Capacity		
Max. Solid (mm ²)	10	
Max. Stranded (mm ²)	6	
General Data		
Torque (N.m)	2	
Screw thread	M4	
Stripping length (mm)	8	
Insulation material	PA	
T / W (mm)	8 / 65.2	
H / H on TS-35 (mm)	47.7 / 48.5	
Package	50	

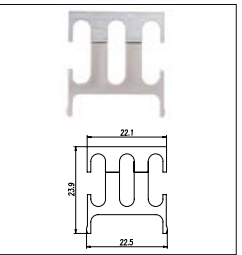
Color	Part number	Package
■	DKTD6-RD	50
■	DKTD6-BL	50
Part number	Package	
DKTLC	50	
DKSPS-006	50	
DKTLP	50	
2 way	DS6A02	100
3 way	DS6A03	100
■	C002-0101-BK	50
■	C002-0101-RD	50
■	DS6S1	50
■	DS6S1-OR	50
■	DS6S1-YW	50
■	DS6S1-RD	50
■	DS6S2	50
■	DS6S2-OR	50
■	DS6S2-YW	50
■	DS6S2-RD	50
■	DS6S3	50
■	DS6S3-OR	50
■	DS6S3-YW	50
■	DS6S3-RD	50
■	C002-0201	50
■	C002-0301	50
■	TM49W	10
■	DKTD6-KP	50
■	TS-35	20
■	0.6 x 3.5 DNT11-0107	




DKNSPS-006



DS6A02



DS6A03



Feed-Through Panel Type Terminal Blocks

- Suitable for the application in the lower power spectrum to connect to small motors. PM..N series are available to apply in power distribution in various position combination. Compact design for constrained space operation. Accessories including marking labels, bridges, and partition plates, that can meet various requirements.



Screw Panel Type Terminal Blocks




Suitable for the application in the lower power spectrum to connect to small motors. PM..N series are available to apply in power distribution in various position combination. Compact design for constrained space operation. Accessories including marking labels, bridges, and partition plates, that can meet various requirements.

PM..N

Accessories

End cover	
Insertion bridge	
2	
3	
4	
5	
10	
Mounting base	
Marking label	
Tool (mm)	




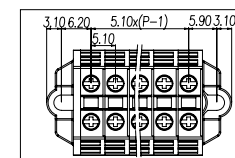
PM2.5N		
Rated Data	UL	IEC
Rated Voltage (V)	300	500
Rated Current (A)	20	24
Rated impulse voltage	6KV	
Wire range (AWG/mm ²)	22~12 0.34~2.5	
Connection Capacity		
Max. Solid (mm ²)	4	
Max. Stranded (mm ²)	2.5	
General Data		
Torque (N.m)	0.39	
Screws	M2.5	
Stripping length (mm)	6~8	
Insulation material	PA	
TxHxW (mm)	5.1x20x22	
Package	100	

Color	Part number	Package
■	PM2.5N-01P...12P-OR	50
■	PM2.5N-01P...12P-WPE	50

Part number	Package
PM2.5NC	50
CSC-2.502PS	50
:	
CSC-2.510PS	50
PMH	50
TM47W	10
#0 / 3.0 DNT11-0201	

Pole	Part number	Package
01P	PM2.5N-01P	50
02P	PM2.5N-02P	50
03P	PM2.5N-03P	50
:		
08P	PM2.5N-08P	50

Dimension




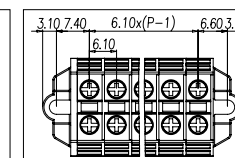
PM4N		
Rated Data	UL	IEC
Rated Voltage (V)	300	500
Rated Current (A)	30	32
Rated impulse voltage	6KV	
Wire range (AWG/mm ²)	22~10 0.5~4	
Connection Capacity		
Max. Solid (mm ²)	6	
Max. Stranded (mm ²)	4	
General Data		
Torque (N.m)	0.49	
Screws	M3	
Stripping length (mm)	6~8	
Insulation material	PA	
TxHxW (mm)	6.1x23x22	
Package	100	

Color	Part number	Package
■	PM4N-01P...12P-OR	50
■	PM4N-01P...12P-WP	50

Part number	Package
PM4NC	50
CSC-402PS	50
:	
CSC-410PS	50
PMH	50
TM48W	10
#0 / 3.0 DNT11-0201	

Pole	Part number	Package
01P	PM4N-01P	50
02P	PM4N-02P	50
03P	PM4N-03P	50
:		
08P	PM4N-08P	50

Dimension



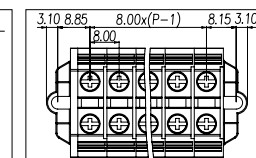
PM6N		
Rated Data	UL	IEC
Rated Voltage (V)	300	500
Rated Current (A)	65	41
Rated impulse voltage	6KV	
Wire range (AWG/mm ²)	20~6 0.5~6	
Connection Capacity		
Max. Solid (mm ²)	10	
Max. Stranded (mm ²)	6	
General Data		
Torque (N.m)	1.18	
Screws	M4	
Stripping length (mm)	9~11	
Insulation material	PA	
TxHxW (mm)	8x29.8x30	
Package	100	

Color	Part number	Package
■	PM6N-01P...09P-OR	50
■	PM6N-10P...12P-OR	20
■	PM6N-01P...09P-WPE	50
	PM6NG-10P...12P-WPE	20

Part number	Package
PM6NC	50
CSC-602PS	50
:	
CSC-610PS	50
PMH	50
TM49W	10
#1 / 5.0 DNT11-0202	


Pole	Part number	Package
01P	PM6N-01P	50
02P	PM6N-02P	50
03P	PM6N-03P	50
:		
08P	PM6N-08P	50

Dimension




Assembled blocks	End cover	Single block	End cover with spring clamp
PM2.5N-XXP	PM2.5NC	PM2.5N	-
PM4N-XXP	PM4NC	PM4N	-
PM6N-XXP	PM6NC	PM6N	-

Spring Panel Type Terminal Blocks



Suitable for the application in the lower power spectrum to connect to small motors. PM(M)2.5WN series are available to apply in power distribution with 2 & 4 wirings for options. Compact design of Spring clamp design for anti-vibration. Available accessories include insertion bridges and marking labels.

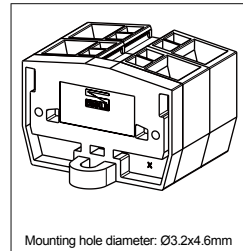
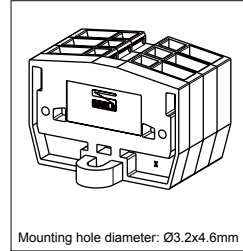
PM..WN



PM2.5WN-XXP		
Rated Voltage (V)	UL 600	IEC 800
Rated Current (A)	20	24
Rated impulse voltage	8KV	
Wire range (AWG/mm ²)	28-12 0.5-2.5	
Connection Capacity		
Max. Solid (mm ²)	4	
Max. Stranded (mm ²)	2.5	
General Data		
Torque (N.m)		
Screws		
Stripping length (mm)	8-10mm	
Insulation material	PA	
TxHxW (mm)	5.1x22x32	
Package	100	
Color	Part number	Package
■	PM2.5WN-02P...12P-RD	50
■	PM2.5WN-02P...12P-BL	50
■	PM2.5WN-02P...12P-WPE	50

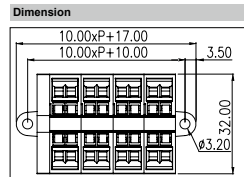
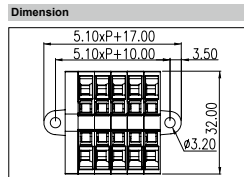
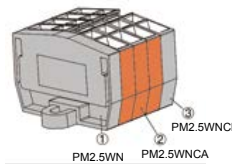
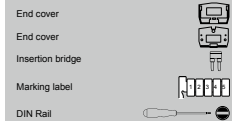


PMM2.5WN-XXP		
Rated Voltage (V)	UL 600	IEC 800
Rated Current (A)	20	24
Rated impulse voltage	8KV	
Wire range (AWG/mm ²)	28-12 0.5-2.5	
Connection Capacity		
Max. Solid (mm ²)	4	
Max. Stranded (mm ²)	2.5	
General Data		
Torque (N.m)		
Screws		
Stripping length (mm)	8-10mm	
Insulation material	PA	
TxHxW (mm)	5.1x22x32	
Package	100	
Color	Part number	Package
■	PMM2.5WN-02P...11P-RD	50
■	PMM2.5WN-12P-RD	20
■	PMM2.5WN-02P...11P-BL	50
■	PMM2.5WN-12P-BL	20
■	PMM2.5WN-02P...11P-WPE	50
■	PMM2.5WN-12P-WPE	20
	Part number	Package
	PMM2.5WNCA	50
	PMM2.5WNCB	50
	CSC-2.502P	2-4P/50
	TM42W	10

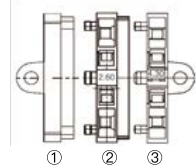


PMM2.5WNH1-XXP


Accessories



Assembled blocks	End cover	Single block	End cover with spring clamp
PM2.5WN-XXP	PM2.5WNCA	PM2.5WN	PM2.5WNCB
PMM2.5WN-XXP	PMM2.5WNCA	PMM2.5WN	PMM2.5WNCB



DIN Rail Connector




The modular terminal block is to interconnect switch cabinet with higher capacities.


2EHDRD-XXP & 2EHDRDMXXP with foot element for mounting on the TS-35 DIN rail. They can be combined with plugs shown as table below.

2EHDRD..


Accessories



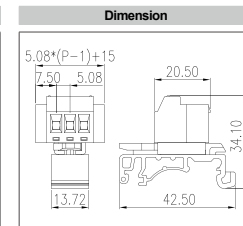
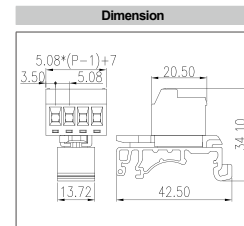

2EHDRD-XXP		
Rated Voltage (V)	UL 300	IEC 250
Rated Current (A)	12	12
Rated impulse voltage	4KV	
Wire range (AWG/mm ²)	24-12 0.5-2.5	
Connection Capacity		
Max. Solid (mm ²)	2.5	
Max. Stranded (mm ²)	2.5	
General Data		
Torque (N.m)	0.6	
Screws	M2.5	
Stripping length (mm)	7-8	
Insulation material	PA	
Number of position	02-20P	
Package		
2EHDRD-02P	250	
2EHDRD-03P	200	
2EHDRD-04P	100	
2EHDRD-05P	120	
2EHDRD-06P	100	
2EHDRD-08P	70	
2EHDRD-10P	60	
2EHDRD-12P	50	
2EHDRD-15P	40	
Part number	Package	
TS-35		



2EHDRDM-XXP		
Rated Voltage (V)	UL 300	IEC 250
Rated Current (A)	12	12
Rated impulse voltage	4KV	
Wire range (AWG/mm ²)	24-12 0.5-2.5	
Connection Capacity		
Max. Solid (mm ²)	2.5	
Max. Stranded (mm ²)	2.5	
General Data		
Torque (N.m)	0.6	
Screws	M2.5	
Stripping length (mm)	7-8	
Insulation material	PA	
Number of position	02-20P	
Package		
2EHDRDM-06P	90	
2EHDRDM-08P	60	
2EHDRDM-10P	50	
2EHDRDM-12P	50	
2EHDRDM-18P	35	
Part number	Package	
TS-35		




2ESV		
Rated Voltage (V)	UL 300	IEC 250
Rated Current (A)	12	12
Rated impulse voltage	4KV	
Wire range (AWG/mm ²)	24-12 0.5-2.5	
Connection Capacity		
Max. Solid (mm ²)	2.5	
Max. Stranded (mm ²)	2.5	
General Data		
Torque (N.m)	0.6	
Screws	M2.5	
Stripping length (mm)	7-8	
Insulation material	PA	
Number of position	02-20P	
Package		
2ESVM		
Part number	Package	
TS-35		



Compatible Plug
2ESV-XXP
2ESR-XXP
2ESDV-XXP
2ESDF-XXP
2ESDP-XXP

Compatible Plug
2ESVM-XXP
2ESRM-XXP
2ESDVM-XXP
2ESDFM-XXP
2ESDPM-XXP

2ESDV

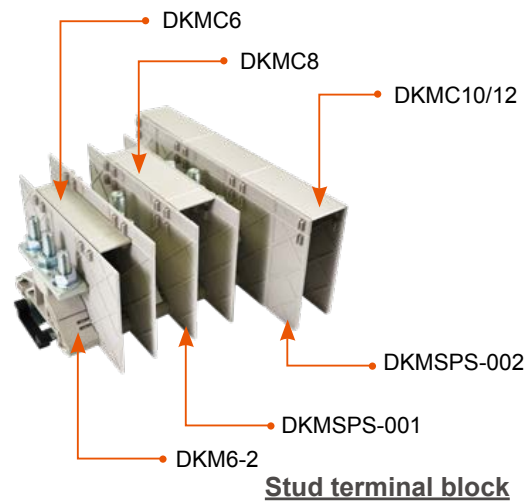


2ESDVM

Stud Terminal Blocks



- DKM series are designed specifically for the safety of power distribution.
- Stud terminal blocks provide enhanced wiring secureness in harsh environments that require high vibration and shock resistance, such as vehicles and various transportation.
- Dinkle offers single and double-stud terminal, available for wire size 0.5mm^2 to 120mm^2 . Up to four wire lugs can be connected on each stud.




Safety cover

Partition plate

Stud terminal block

Stud Terminal Blocks



The DKM series is designed specifically for safety of electricity distribution in power industry. Only one wrench can finish the reliable connection for you. It also saves space in field wiring that allowed up to 4 wire lugs on each stud.


The stud terminal blocks provide the improved wiring secureness which can apply in high requirements in terms of vibration and shock resistance, such as vehicles, motor and transportation.

Dinkle offers 1 to 3 stud in each terminal block and available for wire size from 0.5mm^2 to 120mm^2

DKM


Accessories

End bracket	
Partition plate	
Safety cover	
Marking label	
DIN Rail	




DKM5		
Rated Data	UL	IEC
Rated Voltage (V)	1000	1000
Rated Current (A)	85	76
Rated impulse voltage	8KV	
Wire range (AWG/mm ²)	16~4	0.5~16
Connection Capacity		
Max. Solid (mm ²)	16	
Max. Stranded (mm ²)	16	
General Data		
Torque (N.m)	2~4	
Screws	M5	
Insulation material	PA	
T / W (mm)	13 / 67	
H / H on TS-35 (mm)	54 / 55	
Package	50	

Part number	Package
SS7	
DKMSPS-001	50
DKMC5	50
TM49W	10
TS-35	20



DKM6		
Rated Data	UL	IEC
Rated Voltage (V)	1000	1000
Rated Current (A)	115	125
Rated impulse voltage	8KV	
Wire range (AWG/mm ²)	14~2	2.5~35
Connection Capacity		
Max. Solid (mm ²)	35	
Max. Stranded (mm ²)	35	
General Data		
Torque (N.m)	3~6	
Screws	M6	
Insulation material	PA	
T / W (mm)	19.5 / 67	
H / H on TS-35 (mm)	54 / 55	
Package	50	


Part number	Package
SS7	
DKMSPS-001	50
DKMC6	50
TM49W	10
TS-35	20



DKM8		
Rated Data	UL	IEC
Rated Voltage (V)	1000	1000
Rated Current (A)	150	150
Rated impulse voltage	8KV	
Wire range (AWG/mm ²)	14~1/0	2.5~50
Connection Capacity		
Max. Solid (mm ²)	50	
Max. Stranded (mm ²)	50	
General Data		
Torque (N.m)	6~12	
Screws	M8	
Insulation material	PA	
T / W (mm)	24.5 / 67	
H / H on TS-35 (mm)	63 / 64	
Package	20	

Part number	Package
SS7	
DKMSPS-002	50
DKMC8	50
TM49W	10
TS-35	20

Stud Terminal Blocks



The DKM series is designed specifically for safety of electricity distribution in power industry. Only one wrench can finish the reliable connection for you. It also saves space in field wiring that allowed up to 4 wire lugs on each stud.


The stud terminal blocks provide the improved wiring secureness which can apply in high requirements in terms of vibration and shock resistance, such as vehicles, motor and transportation.

Dinkle offers 1 to 3 stud in each terminal block and available for wire size from 0.5mm² to 120 mm²


DKM

Accessories


- End bracket
- Partition plate
- Safety cover
- Marking label
- DIN Rail



DKM10		
Rated Data	UL	IEC
Rated Voltage (V)	1000	1000
Rated Current (A)	255	269
Rated impulse voltage	8KV	
Wire range (AWG/mm ²)	10-250(kcmil) 6-120	
Connection Capacity		
Max. Solid (mm ²)	120	
Max. Stranded (mm ²)	120	
General Data		
Torque (N.m)	10-20	
Screws	M10	
Insulation material	PA	
T / W (mm)	35.5 / 67	
H / H on TS-35 (mm)	70 / 71	
Package	20	
Part number	Package	
SS7		
DKMSPS-002	50	
DKMC10/12	50	
TM49W	10	
TS-35	20	



DKM12		
Rated Data	UL	IEC
Rated Voltage (V)	1000	1000
Rated Current (A)	255	269
Rated impulse voltage	8KV	
Wire range (AWG/mm ²)	10-250(kcmil) 6-120	
Connection Capacity		
Max. Solid (mm ²)	120	
Max. Stranded (mm ²)	120	
General Data		
Torque (N.m)	14-30	
Screws	M12	
Insulation material	PA	
T / W (mm)	35.5 / 67	
H / H on TS-35 (mm)	70 / 71	
Package	20	
Part number	Package	
SS7		
DKMSPS-002	50	
DKMC10/12	50	
TM49W	10	
TS-35	20	



DKMW8		
Rated Data	UL	IEC
Rated Voltage (V)	1000	1000
Rated Current (A)	175	192
Rated impulse voltage	8KV	
Wire range (AWG/mm ²)	14-2/0 2.5-70	
Connection Capacity		
Max. Solid (mm ²)	70	
Max. Stranded (mm ²)	70	
General Data		
Torque (N.m)	6-12	
Screws	M8	
Insulation material	PA	
T / W (mm)	32 / 132	
H / H on TS-35 (mm)	63 / 64	
Package	10	
Part number	Package	
DKMSPS-002	50	
DKMC10/12	50	
TM49W	10	
TS-35	20	

Stud Terminal Blocks



The DKM series is designed specifically for safety of electricity distribution in power industry. Only one wrench can finish the reliable connection for you. It also saves space in field wiring that allowed up to 4 wire lugs on each stud.


The stud terminal blocks provide the improved wiring secureness which can apply in high requirements in terms of vibration and shock resistance, such as vehicles, motor and transportation.

Dinkle offers 1 to 3 stud in each terminal block and available for wire size from 0.5mm² to 120 mm²


DKM

Accessories


- Partition plate
- Safety cover
- Marking label
- DIN Rail



DKM6-2		
Rated Data	UL	IEC
Rated Voltage (V)	1000	1000
Rated Current (A)	115	125
Rated impulse voltage	8KV	
Wire range (AWG/mm ²)	14-2 2.5-35	
Connection Capacity		
Max. Solid (mm ²)	35	
Max. Stranded (mm ²)	35	
General Data		
Torque (N.m)	3-6	
Screws	M6	
Insulation material	PA	
T / W (mm)	19.5 / 67	
H / H on TS-35 (mm)	54 / 55	
Package	20	
Accessories	Part number	Package
Partition plate	DKMSPS-002	50
Safety cover	DKMC6	50
Marking label	TM49W	10
DIN Rail	TS-35	20

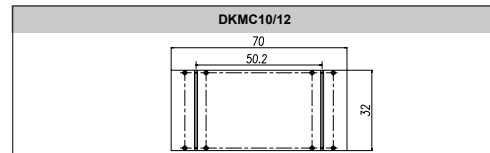
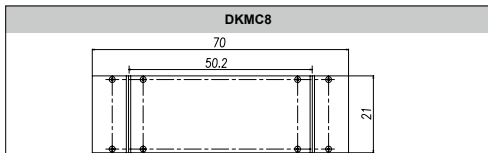
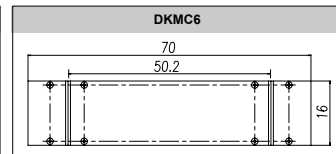
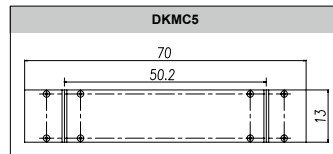


DKM8-2		
Rated Data	UL	IEC
Rated Voltage (V)	1000	1000
Rated Current (A)	150	150
Rated impulse voltage	8KV	
Wire range (AWG/mm ²)	14-1/0 2.5-50	
Connection Capacity		
Max. Solid (mm ²)	50	
Max. Stranded (mm ²)	50	
General Data		
Torque (N.m)	6-12	
Screws	M8	
Insulation material	PA	
T / W (mm)	24.5 / 68	
H / H on TS-35 (mm)	63 / 64	
Package	20	
Accessories	Part number	Package
Partition plate	DKMSPS-002	50
Safety cover	DKMC8	50
Marking label	TM49W	10
DIN Rail	TS-35	20



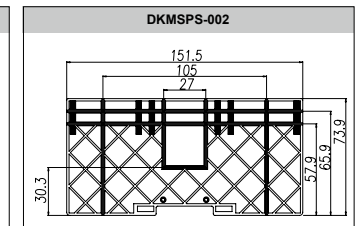
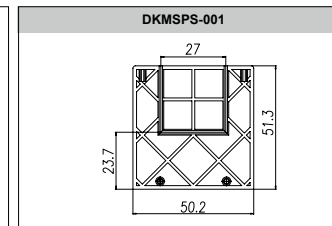
DKM10-2		
Rated Data	UL	IEC
Rated Voltage (V)	1000	1000
Rated Current (A)	255	269
Rated impulse voltage	8KV	
Wire range (AWG/mm ²)	10-250(kcmil) 6-120	
Connection Capacity		
Max. Solid (mm ²)	120	
Max. Stranded (mm ²)	120	
General Data		
Torque (N.m)	10-20	
Screws	M10	
Insulation material	PA	
T / W (mm)	35.5 / 88	
H / H on TS-35 (mm)	70 / 71	
Package	10	
Accessories	Part number	Package
Partition plate	DKMSPS-002	50
Safety cover	DKMC10/12	50
Marking label	TM49W	10
DIN Rail	TS-35	20

Safety Cover

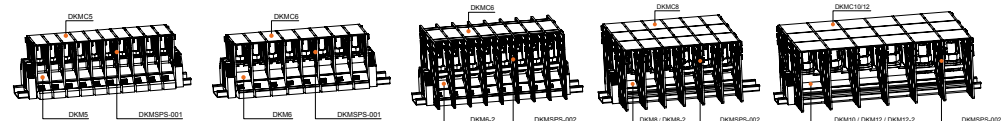


Part number	Compatible Product	Package
DKMC5	DKM5	50
DKMC6	DKM6, DKM6-2	50
DKMC8	DKM8, DKM8-2	50
DKMC10/12	DKM10, DKM12, DKM10-2	50

Partition Plate



Part number	Compatible Product	Package
DKMSPS-001	DKM5, DKM6	50
DKMSPS-002	DKM8, DKM10, DKM12, DKM6-2, DKM8-2, DKM10-2	50



Busbar Clamps

- Compact design of connection is applicable to switchgears or panels.
- Grounding busbar terminal block can be individually installed on control panels or on DIN rail by installing on busbar holder.



Busbar Clamps



It is often to locate the neutral conductor and the protective conductor together in the middle of switchgears and controllers. The busbar terminal blocks can connect lots of wires in a constrain space. In order to gather the neutral conductor and the protective conductor at the center, the DKZ series can be fitted by insulated cover to recognize a protective conductor easily, we can provide a yellow-green insulating cover. With insulated cover, it's obvious to identify each conductor.

DKZ



DKZ4		
Rated Data	UL	IEC
Rated Voltage (V)		
Rated Current (A)	30	41
Rated impulse voltage		
Wire range (AWG/mm ²)	20~10	0.5~6
Connection Capacity		
Max. Solid (mm ²)	6	
Max. Stranded (mm ²)	4	
General Data		
Torque (N.m)	1.2~2.4	
Screws	M4	
Stripping length (mm)	16	
TxHxW (mm)	7x23.5x16	
Package	200	
Accessories(TxHxW)mm	Part number	Package
Busbar (3X10)	DKZB0310-XXXX	5
Busbar holder	DSH1	50
	DSH2	50



DKZ4E		
Rated Data	UL	IEC
Rated Voltage (V)		
Rated Current (A)	30	41
Rated impulse voltage		
Wire range (AWG/mm ²)	20~10	0.5~6
Connection Capacity		
Max. Solid (mm ²)	6	
Max. Stranded (mm ²)	4	
General Data		
Torque (N.m)	1.2~2.4	
Screws	M4	
Stripping length (mm)	16	
TxHxW (mm)	7x25.8x26.5	
Package	100	
Accessories(TxHxW)mm	Part number	Package
Busbar (3X10)	DKZB0310-XXXX	5
Busbar holder	DSH1	50
	DSH2	50



DKZ4E-YG		
Rated Data	UL	IEC
Rated Voltage (V)		
Rated Current (A)	30	41
Rated impulse voltage		
Wire range (AWG/mm ²)	20~10	0.5~6
Connection Capacity		
Max. Solid (mm ²)	6	
Max. Stranded (mm ²)	4	
General Data		
Torque (N.m)	1.2~2.4	
Screws	M4	
Stripping length (mm)	16	
TxHxW (mm)	7x25.8x26.5	
Package	100	
Accessories(TxHxW)mm	Part number	Package
Busbar (3X10)	DKZB0310-XXXX	5
Busbar holder	DSH1	50
	DSH2	50
	DSHG	50




DKZ16		
Rated Data	UL	IEC
Rated Voltage (V)		
Rated Current (A)		
Rated impulse voltage		
Wire range (AWG/mm ²)	14~4	1.5~16
Connection Capacity		
Max. Solid (mm ²)	16	
Max. Stranded (mm ²)	16	
General Data		
Torque (N.m)	2~4	
Screws	M5	
Stripping length (mm)		
TxHxW (mm)	11.5x26.5x22	
Package	100	
Accessories(TxHxW)mm	Part number	Package
Busbar (5 X 10)	DKZB0515-XXXX	20



DKZ35		
Rated Data	UL	IEC
Rated Voltage (V)		
Rated Current (A)	115	125
Rated impulse voltage		
Wire range (AWG/mm ²)	18~2	0.75~35
Connection Capacity		
Max. Solid (mm ²)	35	
Max. Stranded (mm ²)	35	
General Data		
Torque (N.m)	3.2~3.7	
Screws	M6	
Stripping length (mm)	15	
TxHxW (mm)	12x36.5x40	
Package	50	
Accessories(TxHxW)mm	Part number	Package
Busbar (5 X 15)	DKZB0515-XXXX	20



DKZ35A		
Rated Data	UL	IEC
Rated Voltage (V)		
Rated Current (A)		
Rated impulse voltage		
Wire range (AWG/mm ²)	10~2	4~35
Connection Capacity		
Max. Solid (mm ²)	35	
Max. Stranded (mm ²)	35	
General Data		
Torque (N.m)	6	
Screws	M8	
Stripping length (mm)		
TxHxW (mm)	16x31.5x29	
Package	50	
Accessories(TxHxW)mm	Part number	Package
Busbar (5 X 15)	DKZB0515-XXXX	20



DKZ70A		
Rated Data	UL	IEC
Rated Voltage (V)		
Rated Current (A)		
Rated impulse voltage		
Wire range (AWG/mm ²)	4~2/0	16~70
Connection Capacity		
Max. Solid (mm ²)	70	
Max. Stranded (mm ²)	70	
General Data		
Torque (N.m)	10	
Screws	M8	
Stripping length (mm)		
TxHxW (mm)	20.5x39x32	
Package	20	
Accessories(TxHxW)mm	Part number	Package
Busbar (5 X 10)	DKZB0510-XXXX	20

Busbar Clamps & Accessories



DKZ70B		
Rated Data	UL	IEC
Rated Voltage (V)		
Rated Current (A)		
Rated impulse voltage		
Wire range (AWG/mm ²)	4-2/0	16-70
Connection Capacity		
Max. Solid (mm ²)	70	
Max. Stranded (mm ²)	70	
General Data		
Torque (N.m)	10	
Screws	M8	
Stripping length (mm)		
TxHxW (mm)	20.5x44x32	
Package	40	
Accessories(TxHxW)mm	Part number	Package
Busbar (10 X 10)	DKZB1010-XXXX	20

DKZ120		
Rated Data	UL	IEC
Rated Voltage (V)		
Rated Current (A)		
Rated impulse voltage		
Wire range (AWG/mm ²)	4-250 (kcmil)	16-120
Connection Capacity		
Max. Solid (mm ²)		120
Max. Stranded (mm ²)		120
General Data		
Torque (N.m)	15	
Screws	M10	
Stripping length (mm)		
TxHxW (mm)	23.5x43x36	
Package	20	
Accessories(TxHxW)mm	Part number	Package
Busbar (5 X 10)	DKZB0510-XXXX	20

DSH1		
Rated Voltage (V)		
Rated Current (A)		
Rated impulse voltage		
Wire range (AWG/mm ²)	4-250 (kcmil)	16-120
Connection Capacity		
Max. Solid (mm ²)		120
Max. Stranded (mm ²)		120
General Data		
Torque (N.m)	15	
Screws	M10	
Stripping length (mm)		
TxHxW (mm)	23.5x43x36	
Package	20	
Part number	For	Package
DSH1	DKZ4, DKZ4E, DKZ4E-YG	50Pcs / Pkt
DSH2	DKZ4, DKZ4E, DKZ4E-YG	50Pcs / Pkt

DSH2		
Rated Voltage (V)		
Rated Current (A)		
Rated impulse voltage		
Wire range (AWG/mm ²)	4-250 (kcmil)	16-120
Connection Capacity		
Max. Solid (mm ²)		120
Max. Stranded (mm ²)		120
General Data		
Torque (N.m)	15	
Screws	M10	
Stripping length (mm)		
TxHxW (mm)	23.5x43x36	
Package	20	
Part number	For	Package
DSH1	DKZ4, DKZ4E, DKZ4E-YG	50Pcs / Pkt
DSH2	DKZ4, DKZ4E, DKZ4E-YG	50Pcs / Pkt




DSHG		
Rated Voltage (V)		
Rated Current (A)		
Rated impulse voltage		
Wire range (AWG/mm ²)	4-2/0	16-70
Connection Capacity		
Max. Solid (mm ²)	70	
Max. Stranded (mm ²)	70	
General Data		
Torque (N.m)	10	
Screws	M8	
Stripping length (mm)		
TxHxW (mm)	20.5x44x32	
Package	40	
Part number	For	Package
DSHG	DKZ4E-YG	100Pcs / Pkt

DKZB			
Part number	L	T	W
DKZB0310-XXXX	1000.00	3.00	10.08
DKZB0510-XXXX	1000.00	5.00	10.08
DKZB0515-XXXX	1000.00	5.00	15.08
DKZB1010-XXXX	1000.00	10.00	10.00

Unit : mm


Busbar provides a length range from min. 80 to max. 1000mm, customized sizes are available.

Part number	For	Package
DKZB0310-XXXX	DKZ4, DKZ4E, DKZ4E-YG	5Pcs / Pkt
DKZB0510-XXXX	DKZ16, DKZ70A, DKZ120	20Pcs / Pkt
DKZB0515-XXXX	DKZ35, DKZ35A	20Pcs / Pkt
DKZB1010-XXXX	DKZ70B	20Pcs / Pkt

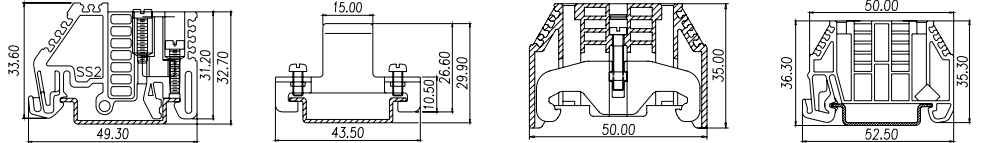



Accessories

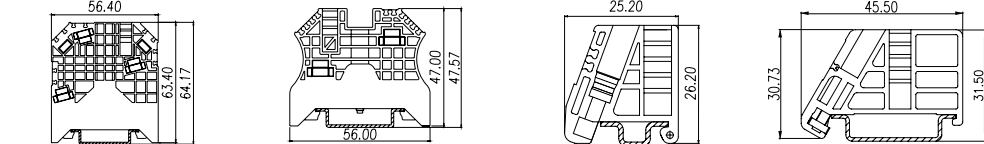

- DIN rail terminal blocks offer full range of accessories. Cover, end bracket and partition plate for easy system building.
- The marking block helps to save space directly on terminal blocks.
- Cross connection system includes plug-in and side insertion bridges.



End Bracket

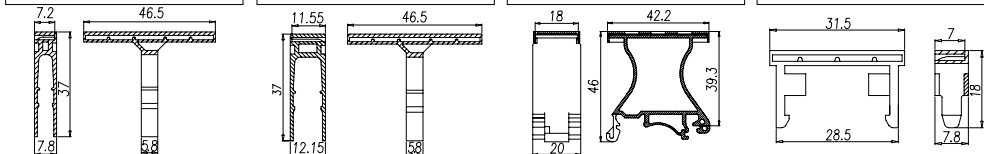


Part number	DIN Rail	Marking label	Package
SS2	TS-35, TS-35/15	TM43W, TM48W	50
SS3	TS-35, TS-35/15	-	-
SS4	TS-35, TS-35/15	TM49W	50
SS5	TS-35, TS-35/15	TM49W	50



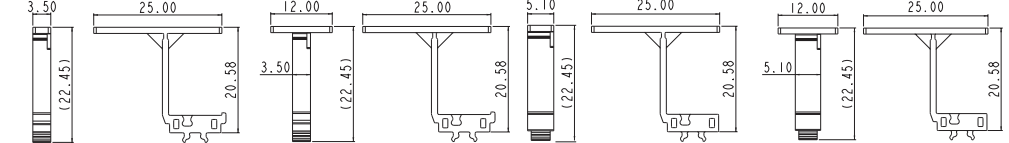
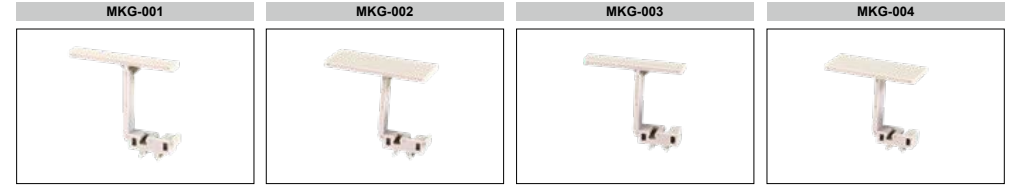
Part number	DIN Rail	Marking label	Package
SS6	TS-35, TS-35/15	TM49W	50
SS7	TS-35, TS-35/15	TM43W, TM49W	50
SS8	TS-15	TM49W	50
SS11	TS-35, TS-35/15	TM49W	50

Marking Block



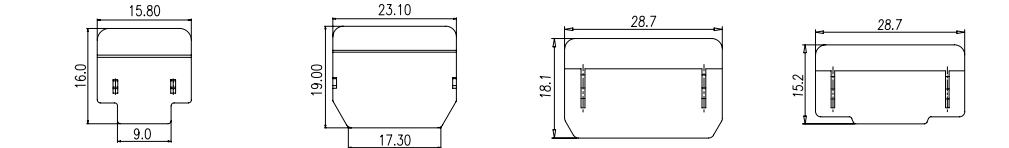
Part number	Compatible Product	Package
MKH-001	SS2, SS4, SS5, SS7, SS8, SS11	50
MKH-002	SS6	50
MKW	TS-35, TS-35/15	20
MKL	SS4, SS5	100

Marking Block



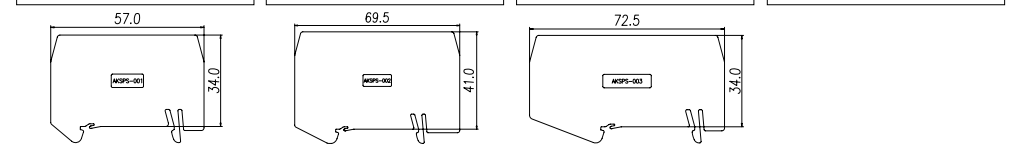

Part number	Compatible Product	Package
MKG-001	SS2, SS6, SS7	200
MKG-002	SS2, SS6, SS7	200
MKG-003	SS2, SS6, SS7	200
MKG-004	SS2, SS6, SS7	200

Separating Disk



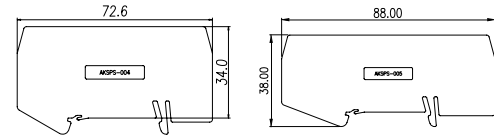

Part number	Compatible Product	package
DKNSPS-001	DK2.5N, DK4N, DK2.5N-TN, DK4N-TN, DK10N-TN, DK2.5N-TR, DK4N-TR, DKK2.5N, DKK4N, DKK2.5N-PV, DKK4N-PV	50
DKNSPS-002	DK6N, DK10N, DK6N-TN	50
DKNSPS-003	DK16H	50
DKNSPS-004	DK35H	50

Partition Plate

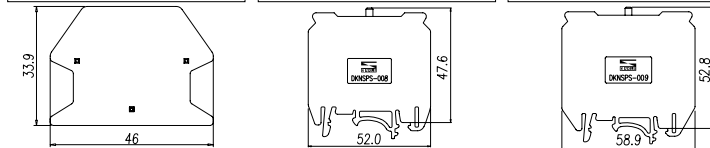
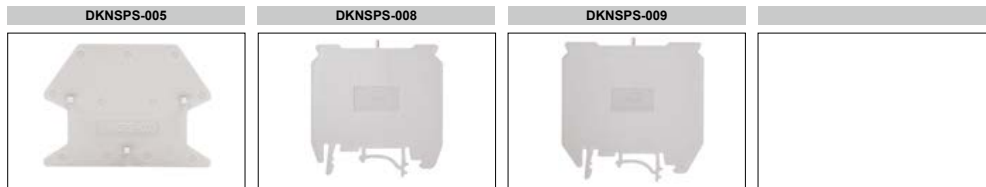


Part number	Compatible Product	package
AKSPS-001	DP1.5, DP2.5, DP4, DP10, DP16	50
AKSPS-002	DP6	50
AKSPS-003	DP1.5-TN, DP2.5-TN, DP4-TN	50

Partition Plate



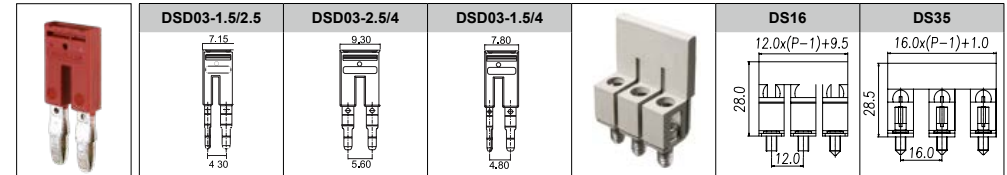
Part number	Compatible Product	Package
AKSPS-004	DP1.5-TR, DP2.5-TR, DP4-TR	50
AKSPS-005	DP4-TR, DP4-TR-PE	50



Part number	Compatible Product	Package
DKNSPS-005	DK2.5N, DK-4N	50
DKNSPS-008	DK2.5N, DK4N, DK6N	50
DKNSPS-009	DK10N, DK16N	50

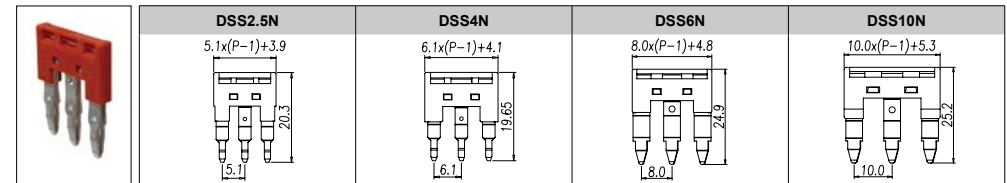
Reducing Bridges

Screw-on bridges

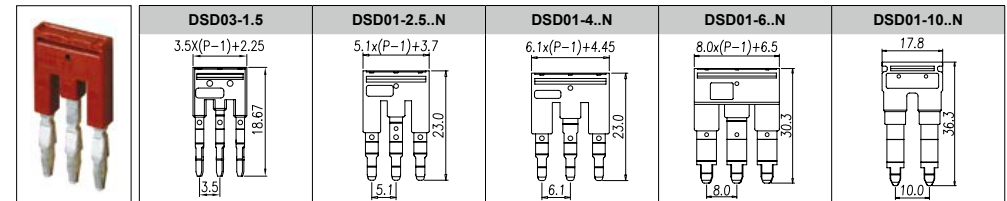


Part number	Position	Compatible Products	Package
DS16	02~10	DK16H, DK10-TF(5X20)	10Pcs / Pkt
DS35	02~10	DK35H	10Pcs / Pkt
DSD03-1.5/2.5		DP1.5, DP2.5, DP1.5-TN, DP2.5-TN, DP1.5-TR, DP2.5-TR	50Pcs / Pkt
DSD03-2.5/4		DP2.5, DP4, DP2.5-TN, DP4-TN, DP2.5-TR, DP4-TR	50Pcs / Pkt
DSD03-1.5/4		DP1.5, DP4, DP1.5-TN, DP4-TN, DP1.5-TR, DP4-TR	50Pcs / Pkt

Plug-in bridges

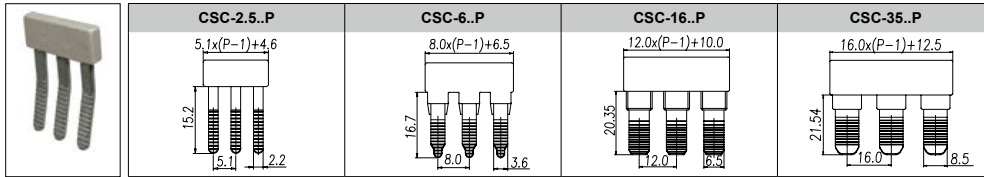


Part number	Position	Compatible Products	Package
DSS2.5N-XXP	02~10	DK2.5N, DK2.5N-TN, DK2.5N-TR	2~4P / 50Pcs/Pkt, 5~10P / 10Pcs/Pkt
DSS4N-XXP	02~10	DK4N, DK4N-TN, DK4N-TR	2~4P / 50Pcs/Pkt, 5~10P / 10Pcs/Pkt
DSS6N-XXP	02~10	DK6N	2~4P / 50Pcs/Pkt, 5~10P / 10Pcs/Pkt
DSS10N-XXP	02~10	DK10N	10Pcs / Pkt

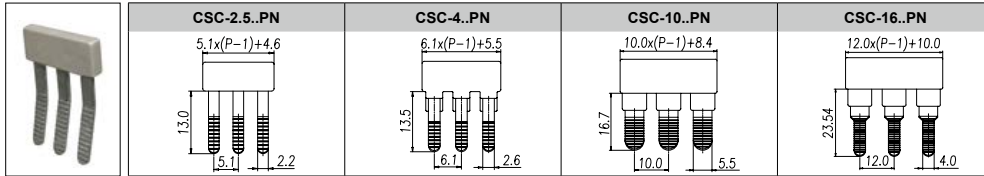


Part number	Position	Compatible Products	Package
DSD03-1.5XX	02~10	DP1.5, DP1.5-TR, DP1.5-TN	50Pcs / Pkt
DSD01-2.5XXN	02~10	DP2.5, DP2.5-TN, DP2.5-TR, DPP2.5	2~4P / 50Pcs/Pkt, 5~10P / 10Pcs/Pkt
DSD01-4XXN	02~10	DP4, DP4-TN, DP4-TR, DPP4	2~4P / 50Pcs/Pkt, 5~10P / 10Pcs/Pkt
DSD01-6XXN	02~10	DP6, DP6-TN, DP6-TR	2~4P / 50Pcs/Pkt, 5~10P / 10Pcs/Pkt
DSD01-10XXN	02~05	DP10, DP10-PE, DP10-TN, DP10-TN-PE	10Pcs / Pkt

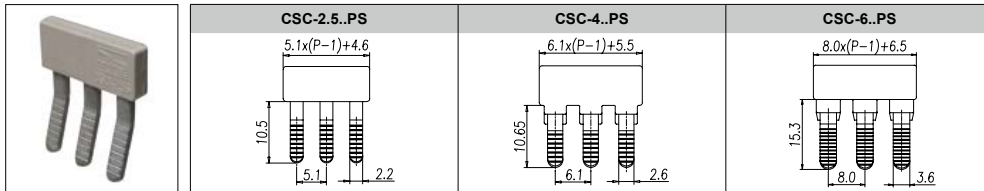
Insertion bridges



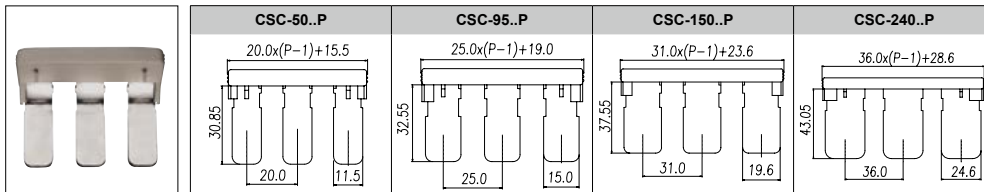
Part number	Position	Compatible Products	Package
CSC-2.5XXP	02-10	DKES1.5	2-4P / 50Pcs/Pkt, 5-10P / 10Pcs/Pkt
CSC-6XXP	02-10	DKTD6, DKT6L, DK6N, DKTD6N	2-4P / 50Pcs/Pkt, 5-10P / 10Pcs/Pkt
CSC-16XXP	02-10	DK16H	10Pcs / Pkt
CSC-35XXP	02-10	DK35H	10Pcs / Pkt



Part number	Position	Compatible Products	Package
CSC-2.5XXPN	02-10	DK2.5N, DK2.5N-TN, DK2.5N-TR	2-4P / 50Pcs/Pkt, 5-10P / 10Pcs/Pkt
CSC-4XXPN	02-10	DK4N, DK4N-TN, DK4N-TR	2-4P / 50Pcs/Pkt, 5-10P / 10Pcs/Pkt
CSC-10XXPN	02-10	DK10N	10Pcs / Pkt
CSC-16XXPN	02, 03, 10	DK10-TF(5X20)	10Pcs / Pkt

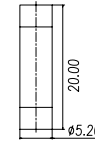


Part number	Position	Compatible Products	Package
CSC-2.5XXPS	02-10	DK2.5S, PM2.5N-XXP	2-4P / 50Pcs/Pkt, 5-10P / 10Pcs/Pkt
CSC-4XXPS	02-10	DK4S, PM4N-XXP	2-4P / 50Pcs/Pkt, 5-10P / 10Pcs/Pkt
CSC-6XXPS	02-10	DK6S, PM6N-XXP	2-4P / 50Pcs/Pkt, 5-10P / 10Pcs/Pkt



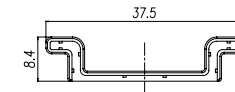
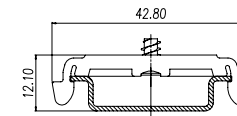

Part number	Position	Compatible Products	Package
CSC-50XXP	02-05	DK50	10Pcs/Pkt
CSC-95XXP	02, 03	DK90	10Pcs/Pkt
CSC-150XXP	02, 03	DK150	10Pcs/Pkt
CSC-240XXP	02, 03	DK240	10Pcs/Pkt

FUSE



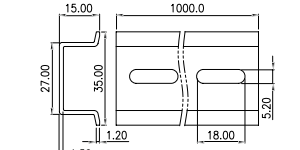
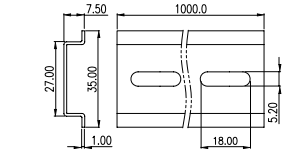
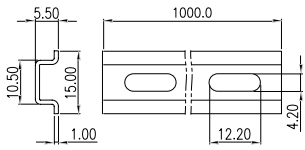
Part number	Compatible Products	Package
FUK6.3A-01	DK4N-TF(5X20), DK4-TFL(5X20), DKK4-TF(5X20), DKK10-TF(5X20), DP4-TFU(5X20), DP-FU(5X20)	400Pcs/Pkt
FUK1A-001	DK4N-TF(5X20), DK4-TFL(5X20), DKK4-TF(5X20), DKK10-TF(5X20), DP4-TFU(5X20), DP-FU(5X20)	400Pcs/Pkt
FUK1A-002	DK4N-TF(5X20), DK4-TFL(5X20), DKK4-TF(5X20), DKK10-TF(5X20), DP4-TFU(5X20), DP-FU(5X20)	400Pcs/Pkt

DIN Rail Cap



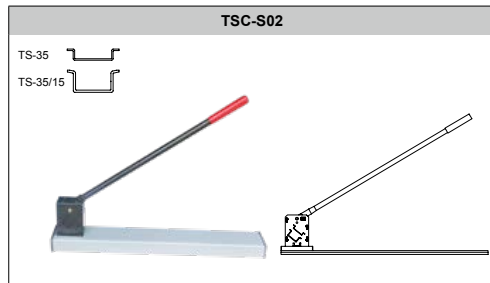
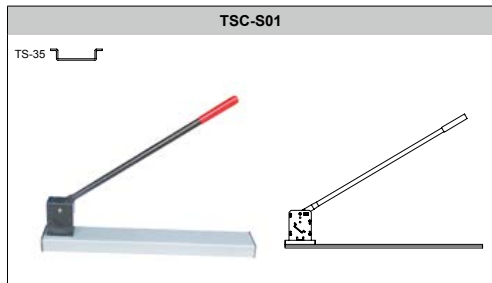
Part number	Compatible Products	Package
PMH	PM2.5N, PM4N, PM6N	50Pcs / Pkt
TS-35C	TS-35	50Pcs / Pkt

DIN Rail & DIN Rail Cutter



* Specific length of rail available upon request.

Part number	Compatible Product	Package
TS-15	DK, S	20Pcs / Pack
TS-35	DK, DK-PE, AK, AK-PE, AK..P, DP, DP-PE	20Pcs / Pack
TS-35/15	DK, DK-PE	10Pcs / Pack



Part number	DIN Rail	Package
TSC-S01	TS-35	1Pcs / Pkt
TSC-S02	TS-35, TS-35/15	1Pcs / Pkt

D-Thermo

Thermal Transfer Printer

Print in 6 seconds



Marking System



Thermal Transfer Printer Kit



Part number	Pcs / box
TMP-002	1

Product Description

Thermal transfer Printer kit includes printer ink ribbon (Length: 30m), magazine for marking label, power cable and USB cable.

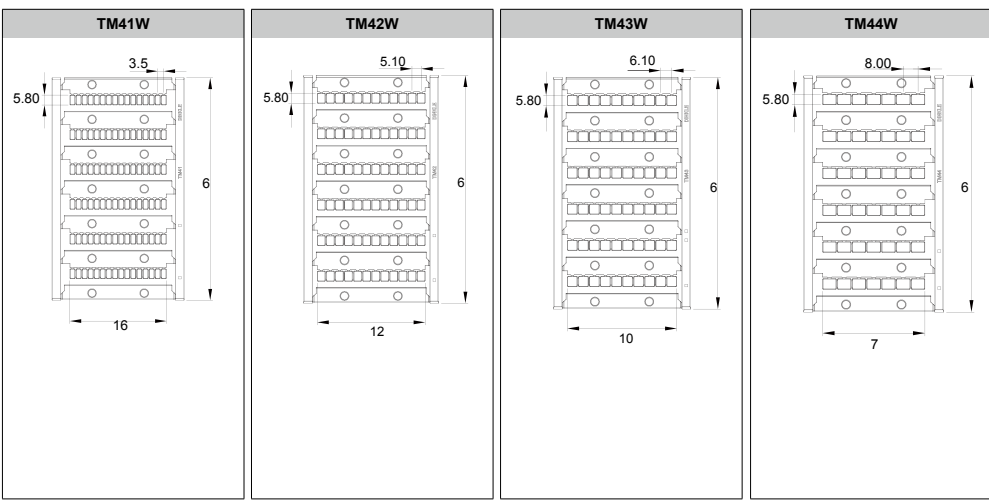
Accessories

Ink ribbon	Empty paper roll	Cleaning pen	Magazine

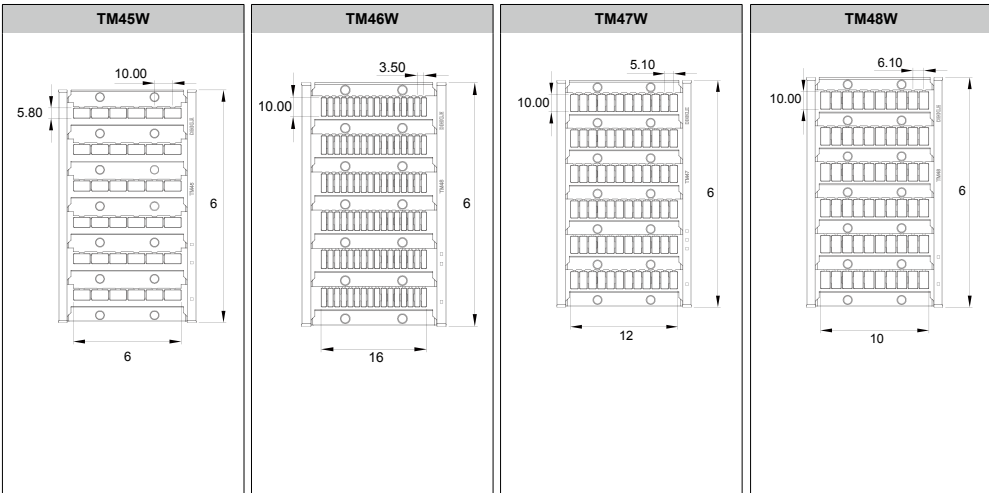
Part number	Pcs / box	Part number	Pcs / box	Part number	Pcs / box	Part number	Pcs / box
TMPT-11-300	1	TMPT-12	1	TMPC-05	1	TMPPF-04	1

Product Description	Product Description	Product Description	Product Description
Ink ribbon Color : Black Length : 300M *Consumables	Empty paper roll *Consumables	Cleaning pen *Consumables	Magazine for thermal printer TMP-002 for accommodating TM marking labels (TM41W~TM50W) . *Consumables

Marking Labels

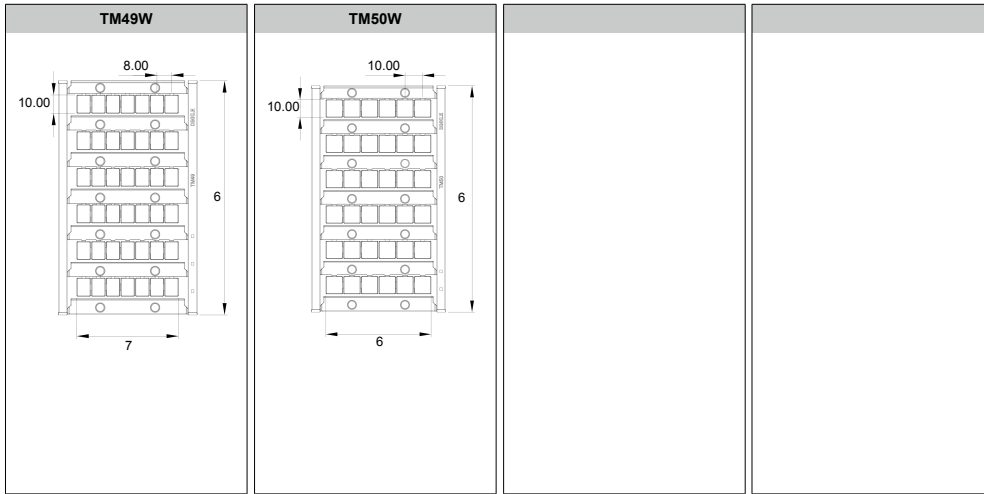


Part number	Width	Length	Total number of tabs on each marking label	Pcs / box
TM41W	3.5	5.8	16x6=96	10
TM42W	5.1	5.8	12x6=72	10
TM43W	6.1	5.8	10x6=60	10
TM44W	8.0	5.8	7x6=42	10



Part number	Width	Length	Total number of tabs on each marking label	Pcs / box
TM45W	10	5.8	6x6=36	10
TM46W	3.5	10	16x6=96	10
TM47W	5.1	10	12x6=72	10
TM48W	6.1	10	10x6=60	10

Thermal Printer Marking Label



Part number	Width	Length	Total number of tabs on each marking label	Pcs / box
TM49W	8	10	7x6=42	10
TM50W	10	10	6x6=36	10

Reference Table : Marking Label for DIN Rail Terminal Blocks

TM - XXX

Marking contents (A, B, C.....Z: 00,01,02,03.....98,99)

Color code (K: Black R: Red X: Yellow G: Green L: Blue N: Orange M: Grey W: White)

Marking label specification 41, 42, 43.....50

Part number	TM41W	TM42W	TM43W	TM44W	TM45W	TM46W	TM47W	TM48W	TM49W	TM50W	Best application Available application
	5.8	5.8	5.8	5.8	5.8	10	10	10	10	10	
Length											
Width	3.5	5.1	6.1	8	10	3.5	5.1	6.1	8	10	
											DP1.5, DP1.5-TN, DP1.5-TR, DPP1.5, DP1.5-PE, DP1.5-TN-PE, DP1.5-TR-PE, DPP1.5-PE
											DP2.5, DP2.5-TN, DP2.5-TR, DPP2.5, DP2.5-3L, DP2.5-3L-PV, DP2.5-PE, DP2.5-TN-PE, DP2.5-TR-PE, DPP2.5-PE, DP2.5-3L-L3PE, DK2.5S, PM2.5WN, PMM2.5WN
											DP2.5-ES, DP2.5/1P, DP2.5PG-XXP, DKES1.5, DKES1.5-XXP, DKES1.5M-XXP
											DP4, DP4-TN, DP4-TR, DPP4, DP4-PE, DP4-TN-PE, DP4-TR-PE, DPP4-PE, DP4-TFU, DP4-TFU(5X20), DK4S, SS2, SS7
											DP6, DP6-TN, DP6-TR, DP6-PE, DP6-TN-PE, DP6-TR-PE, DPTD6, DPTL6, DPTD6-D05, DPTD6-D06, DK6S
											DK4N-TF(5X20), DK4N-TFL(5X20), DKK4-TF(5X20)
											DP10, DP10-TN, DP10-PE, DP10-TN-PE
											DP16, DP16-PE, DK10-TF(5X20)
											DP1.5, DP1.5-TN, DP1.5-TR, DP1.5-PE, DP1.5-TN-PE, DP1.5-TR-PE
											DP2.5, DP2.5-TN, DP2.5-TR, DP2.5-PE, DP2.5-TN-PE, DP2.5-TR-PE, DP2.5/1P, DK2.5N, DK2.5N-TN, DK2.5N-TR
											DKK2.5N, DKK2.5N-PV, DK2.5N-PE, DK2.5N-TN-PE, DK2.5N-TR-PE, DK2.5N-TP, DK2.5N-TG, DK2.5N-CP, DKK2.5N-TP, DKK2.5N-TG, DKK2.5N-CP, PM2.5N
											DK2.5-PE, DKES1.5, DKES1.5-XXP, DKES1.5M-XXP
											DP4, DP4-TN, DP4-TR, DP4-PE, DP4-TN-PE, DP4-TR-PE, SS2
											DK4N, DK4N-TN, DK4N-TR, DKK4N, DKK4N-PV, DK4N-PE, DK4N-TN-PE, DK4N-TR-PE, DK4-PE, DK4N-TP, DK4N-TG, DK4N-CP, DKK4N-TP, DKK4N-TG, DKK4N-CP, PM4N
											DP6, DP6-TN, DP6-TR, DP6-PE, DP6-TN-PE, DP6-TR-PE, DPTD6, DPTL6, DPTD6-D05, DPTD6-D06, DK6N, DK6N-TN, DK6N-PE, DKTD6N, DKTD6, DKTL6, PM6N
											DK10N, DK10N-TN, DK10N-PE, DK10-PE, DK16-PE, DK16N-PE, DK16H, DK35H, DK35H-PE, DK50, DK50-PE, DK95-PE, DK95, DK150, DK240
											DKM5, DKM6, DKM8, DKM10, DKM12, DKMW8, DKM6-2, DKM10-2, SS4, SS5, SS6, SS7, SS8, SS11
											DP10, DP10-TN, DP10-PE, DP10-TN-PE
											DP16, DP16-PE

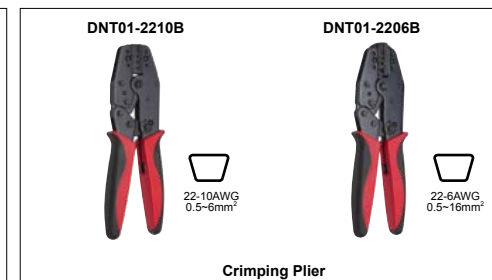
Ferrules & Tools



Features of Dinkle Screwdrivers :

- The quality alloy material withstand high torque value prevents the screwdriver from breaking when it is overstressed.
- Meets the DIN, ISO and ANSI standards.
- PP and TPV materials of the handle avoid slippery and provide resistance to chemical, oil and most solvents.
- Blade made of special high quality SVCM steel alloy, through hardening treatment.
- Streamlined handle design fits your hand comfortably for a firm grip.

Hand Tools



- Specially mechanically designed for maximum crimping force
- Square crimp, four sets of jagged surface for crimping
- Cross section : 0.08-10mm²/AWG 28-7
- Self-adjustable to suit the wire size
- Save up to 40% manpower



The spring was made by hardened steel. Durable & flexible



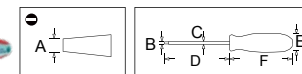
Mechanical design helps labor saving & cost saving.



The crimped wire with ferrule is in a square shape for easy connection.

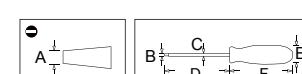
Screwdriver

Slotted Screwdriver



Part number	A	B	D	Pcs / box
DNT11-0102	2.5	0.4	75	12
DNT11-0107	3.5	0.6	100	12
DNT11-0109	4.0	0.8	100	12
DNT11-0111	5.5	1.0	150	12

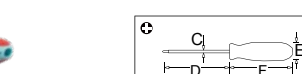
Slotted screwdriver



Part number	A	B	D	Pcs / box
DNT11-0301	2.5	0.4	75	12
DNT11-0307	3.5	0.6	100	12
DNT11-0303	4.0	0.8	100	12
DNT11-0304	5.5	1.0	125	12

Insulated slotted screwdriver

Phillips Screwdriver



Part number	C	D	Pcs / box
DNT11-0201	#0 / 3.0	60	12
DNT11-0202	#1 / 5.0	80	12
DNT11-0205	#2 / 6.0	100	12
DNT11-0208	#3 / 8.0	150	6

Phillips screwdriver

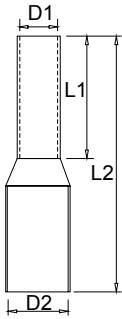


Part number	C	D	Pcs / box
DNT11-0401	#0 / 3.0	60	12
DNT11-0402	#1 / 5.0	80	12
DNT11-0403	#2 / 6.0	100	12
DNT11-0404	#3 / 8.0	150	6

Insulated phillips screwdriver

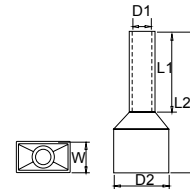
Ferrules For Single Wire

Diameter AWG (mm ²)	Part number	Package		Size(mm)				DIN 46228/4 color
		Pcs / bag	Pcs / box	D1	D2	L1	L2	
24 (0.25)	DN00206D	1000	10	0.75	1.9	6	10	Light Blue
	8					12		
22 (0.34)	DN00306D	1000	10	0.8	1.9	6	10	Turquoise
	8					12		
20 (0.5)	DN00506D	500	10	1.0	2.6	6	10	White
	DN00508D	500	8			8	14	
	DN00510D					10	16	
18 (0.75)	DN00706D	500	8	1.2	2.8	6	12	Grey
	DN00708D					8	14	
	DN00710D					10	16	
	DN00712D					12	18	
(1)	DN01006D	500	6	1.4	3.0	6	12	Red
	DN01008D					8	14	
	DN01010D					10	16	
	DN01012D					12	18	
16 (1.5)	DN01508D	500	4	1.7	3.5	8	14	Black
	DN01510D					10	16	
	DN01512D					12	18	
	DN01518D					18	24	
14 (2.5)	DN02508D	500	4	2.2	4.2	8	14	Blue
	DN02510D	500	3			10	16	
	DN02512D					12	18	
	DN02518D					18	24	
12 (4)	DN04010D	500	2	2.8	4.8	10	17	Grey
	DN04012D					12	20	
	DN04018D					18	26	
10 (6)	DN06012D	500	1	3.5	6.3	12	20	Yellow
	DN06018D					18	26	
7 (10)	DN10012D	200	1	4.5	7.6	12	22	Red
	DN10018D					18	28	
5 (16)	DN16012D	200	1	5.8	8.8	12	22	Blue
	DN16018D					18	28	
4 (25)	DN25016D	100	1	7.3	11.2	16	30	Yellow
	DN25018D					18	30	
	DN25022D					22	36	
2 (35)	DN35016D	100	1	8.3	12.7	16	30	Red
	DN35018D					18	32	
	DN35025D					25	39	
1 (50)	DN50020D	50	1	10.3	15.0	20	36	Blue
	DN50025D					25	40	
2 / 0 (70)	DN70021D	50	1	13.5	16.0	21	37	Yellow
3 / 0 (95)	DN95025D	50	1	14.7	18.0	25	44	Red
4 / 0 (120)	DN96027D	20	1	16.7	20.0	27	48	Blue
250kcmil (150)	DN97032D	20	1	19.5	23.0	32	58	Yellow



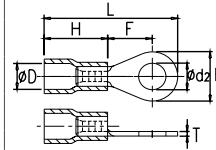
Ferrules For Double Wire

Diameter AWG (mm ²)	Part number	Package		Size(mm)				DIN 46228/4 color
		Pcs / bag	Pcs / box	D1	W / D2	L1	L2	
2X0.50	DN00508B	500	5	1.5	2.5 / 4.7	8.0	15.0	White
	DN00708B							
2X0.75	DN00710B	500	5	1.8	2.8 / 5.0	8.0	15.0	Grey
	DN00712B					10.0	17.0	
2X1.00	DN01008B	500	4	2.05	3.4 / 5.4	8.0	15.0	Red
	DN01010B					10.0	17.0	
2X1.50	DN01508B	500	2	2.3	3.6 / 6.6	8.0	16.0	Black
	DN01512B					12.0	20.0	
2X2.50	DN02510B	500	1	2.8	4.2 / 7.8	10.0	18.5	Blue
	DN02513B					13.0	21.5	
2X4.00	DN04012B	200	2	3.7	4.9 / 8.8	12.0	23.0	Grey
2X6.00	DN06014B	200	1	4.8	6.9 / 10.0	14.0	26.0	Yellow
2X10.00	DN10014B	50	2	6.4	7.6 / 12.8	14.0	26.5	Red
2X16.00	DN16014B	50	2	8.3	9.6 / 18.6	14.0	31.5	Blue



Ring Terminal

Diameter AWG (mm ²)	Part number	Package		Size(mm)				H	ØD	T	DIN 46228/4 color
		Pcs / bag	Pcs / box	Ød2	B	F	L				
22-16 (0.5-1.5)	DNH1-132	1000	1	3.2	5.5	4.75	17.0	9.5	4.0	0.75	Red
	DNH1-137	1000	1	3.7	5.5	4.75	17.0				
	DNH1-137B			3.7	6.6	6.3	19.1				
	DNH1-143	1000	1	4.3	6.6	6.3	19.1				
	DNH1-143B			4.3	8.0	7.0	20.5				
	DNH1-153	1000	1	5.3	8.0	7.0	20.5				
	DNH1-164	200	2	6.4	11.6	9.7	25.0				
	DNH1-184	200	2	8.4	11.6	9.7	25.0				
	DNH1-110	200	1	10.5	14.0	12.0	28.5				
	DNH1-232	1000	1	3.2	6.4	4.3	17.5				
	DNH1-237	1000	1	3.7	6.4	4.3	17.5				
	DNH1-237B	500	1	3.7	8.5	7.75	22.0				
DNH1-243	1000	1	4.3	6.6	6.3	19.6					
DNH1-243B	500	1	4.3	8.5	7.75	22.0					
DNH1-253	200	2	5.3	9.5	7.25	22.0					
DNH1-264	200	1	6.4	12.0	11.0	27.0					
DNH1-284	200	1	8.4	12.0	11.0	27.0					
DNH1-210	200	1	10.5	14.0	12.0	29.0					
16-14 (1.5-2.5)	DNH1-537	500	1	3.7	7.2	5.9	22.5	10.0	4.5	0.8	Blue
	DNH1-543	200	2	4.3	9.5	8.25	26.0				
	DNH1-553	200	2	5.3	9.5	8.25	26.0				
	DNH1-564	200	1	6.4	12.0	10.5	29.5				
12-10 (4-6)	DNH1-584	200	1	8.4	15.0	13.5	34.0	13.0	6.8	1.0	Yellow
	DNH1-510	200	1	10.5	15.0	13.5	34.0				



Ferrule Protection Cover

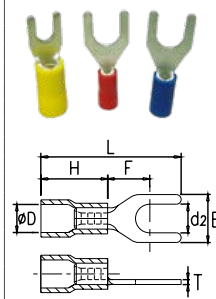
Part number : DN-C01XX

$V=U+5.1$
 $U=7.00X(P/2-1)(Pmax=22)$

For ferrule types :
 DN00506D / DN00508D / DN00510D
 (02-22 poles available)

Fork Terminal

Diameter AWG (mm ²)	Part number	Package		Size(mm)				H	ØD	T	DIN 46228/4 color
		Pcs / bag	Pcs / box	Ød2	B	F	L				
22-16 (0.5-1.5)	DNH2-137	1000	1	3.7	5.7	6.5	20.7	9.5	4.0	0.75	Red
	DNH2-137B			3.7	6.4	6.5	20.7				
	DNH2-143	1000	1	4.3	6.4	6.5	20.7				
	DNH2-143B			4.3	7.2	6.5	20.7				
	DNH2-153	500	1	5.3	8.1	6.5	20.7				
	DNH2-164	200	2	6.4	11.0	10.0	25.0				
16-14 (1.5-2.5)	DNH2-237	500	1	3.7	5.7	6.5	21.2	10	4.5	0.8	Blue
	DNH2-237B			3.7	6.4	6.5	21.2				
	DNH2-243	500	1	4.3	6.4	6.5	21.2				
	DNH2-243B			4.3	7.2	6.5	21.2				
	DNH2-253	200	2	5.3	8.1	6.5	21.2				
	DNH2-264	200	2	6.4	11.0	10.0	25.5				
12-10 (4-6)	DNH2-537	200	2	3.7	8.2	7.2	24.7	13	6.8	1.0	Yellow
	DNH2-543			4.3	8.2	7.2	24.7				
	DNH2-553	200	2	5.3	9.0	7.2	24.7				
	DNH2-564	200	1	6.4	12.0	11.0	31.0				



Standard cross section of copper conductors

Conductor cross section (mm ²)	Theoretical Diameter of the largest conductor			
	Metric			AWG / Kcmil
	Rigid		Flexible (mm)	
Solid (mm)	Stranded, (mm)			
0.2	0.51	0.53	0.61	24
0.34	0.63	0.66	0.8	22
0.5	0.9	1.1	1.1	20
0.75	1.0	1.2	1.3	18
1	1.2	1.4	1.5	-
1.5	1.5	1.7	1.8	16
2.5	1.9	2.2	2.3	14
4	2.4	2.7	2.9	12
6	2.9	3.3	3.9	10
10	3.7	4.2	5.1	8
16	4.6	5.3	6.3	6
25	-	6.6	7.8	4
35	-	7.9	9.2	2
50	-	9.1	11	1/0
70	-	11	13.1	2/0
95	-	12.9	15.1	3/0
-	-	-	-	4/0
120	-	14.5	17	250kcmil

Conductor size(AWG) and rated current(UL 486-486B)

Conductor size (AWG or Kcmil)	Conductor size (mm ²)	Assigned maximum ampere rating (A)
30	0.05	0.5
28	0.08	0.8
26	0.13	1
24	0.20	2
22	0.32	3
20	0.52	5
18	0.82	7
16	1.31	10
14	2.08	15
12	3.31	20
10	5.26	30
8	8.37	50
6	13.3	65
4	21.2	85
3	26.7	100
2	33.6	115
1	42.4	130
1/0	53.5	150
2/0	67.4	175
3/0	85	200
4/0	107	230

Conductor size (Metric) and rated current (IEC 60947-1)

Conductor size (mm ²)	Conductor size (AWG or Kcmil)	Assigned maximum ampere rating (A)
0.05	30	-
0.08	28	-
0.13	26	-
0.20	24	4
0.34	22	5
0.5	20	6
0.75	18	9
1	-	13.5
1.5	16	17.5
2.5	14	24
4	12	32
6	10	41
10	8	57
16	6	76
25	4	101
35	2	125
50	1/0	150
70	2/0	192
95	3/0	232
120	250 Kcmil	269

Index

Part number	Page	Part number	Page	Part number	Page	Part number	Page
01		DK2.5N-TR	31	DKM8-2	59	DN01512D	78
0175L1	25	DK2.5N-TR-PE	37	DKMC10/12	58	DN01518D	78
0175-T002	25	DK2.5-PE	38	DKMC5	58	DN02508D	78
02		DK2.5S	41	DKMC6	58	DN02510B	79
0207-01XX	19	DK240	28	DKMC8	58	DN02510D	78
1		DK35H	27	DKMSPS-001	59	DN02512D	78
2		DK35H-PE	39	DKMSPS-002	59	DN02513B	79
2EHDRD-XXP	55	DK35N	27	DKMW8	58	DN02518D	78
2EHDRDM-XXP	55	DK4N	25	DKNSPS-001	65	DN04010D	78
A		DK4N-CP	45	DKNSPS-002	65	DN04012B	79
AKP-CP	43	DK4N-PE	34	DKNSPS-003	65	DN04012D	78
AKP-TG	43	DK4N-T	43	DKNSPS-004	65	DN04018D	78
AKP-TP	43	DK4N-TF(5X20)	48	DKNSPS-005	66	DN06012D	78
AKSPS-001	65	DK4N-TFL(5X20)	48	DKNSPS-006	50	DN06014B	79
AKSPS-002	65	DK4N-TG	45	DKNSPS-007	50	DN06018D	78
AKSPS-003	65	DK4N-TN	29	DKNSPS-008	66	DN10012D	78
AKSPS-004	66	DK4N-TN-PE	36	DKNSPS-009	66	DN10014B	79
AKSPS-005	66	DK4N-TP	45	DKTD6	51	DN10018D	78
B		DK4N-TR	31	DKTD6N	50	DN16012D	78
C		DK4N-TR-PE	37	DKTD6N-KP	50	DN16014B	79
C002-0101	50	DK4-PE	38	DKTL6	51	DN16018D	78
CSC-10XXPN	68	DK4S	41	DKZ120	62	DN25016D	78
CSC-150XXP	68	DK50	27	DKZ16	61	DN25018D	78
CSC-16XXP	68	DK50-PE	39	DKZ35	61	DN25022D	78
CSC-16XXPN	68	DK6N	25	DKZ35A	61	DN35016D	78
CSC-2.5XXP	68	DK6N-PE	34	DKZ4	61	DN35018D	78
CSC-2.5XXPN	68	DK6N-TN	29	DKZ4E	61	DN35025D	78
CSC-2.5XXPS	68	DK6S	41	DKZ4E-YG	61	DN50020D	78
CSC-240XXP	68	DK95	28	DKZ70A	61	DN50025D	78
CSC-35XXP	68	DK95-PE	39	DKZ70B	62	DN70021D	78
CSC-4XXPN	68	DKBC100-1000	24	DKZB	62	DN95025D	78
CSC-4XXPS	68	DKBC60-1000	24	DN00206D	78	DN96027D	78
CSC-50XXP	68	DKES1.5	40	DN00208D	78	DN97032D	78
CSC-6XXP	68	DKES1.5M-XXP	40	DN00306D	78	DN-C01XX	78
CSC-6XXPS	68	DKES1.5-XXP	40	DN00308D	78	DNH1-110	79
CSC-95XXP	68	DKK2.5N	32	DN00506D	78	DNH1-132	79
D		DKK2.5N-CP	46	DN00508B	79	DNH1-137	79
DK10N	26	DKK2.5N-PV	33	DN00508D	78	DNH1-137B	79
DK10N-PE	35	DKK2.5N-T	43	DN00510D	78	DNH1-143	79
DK10N-TN	30	DKK2.5N-TG	46	DN00706D	78	DNH1-143B	79
DK10-PE	38	DKK2.5N-TP	46	DN00708B	79	DNH1-153	79
DK10-TF(5X20)	49	DKK4N	32	DN00708D	78	DNH1-164	79
DK150	28	DKK4N-CP	47	DN00710B	79	DNH1-184	79
DK16H	26	DKK4N-PV	33	DN00710D	78	DNH1-210	79
DK16N	26	DKK4N-T	43	DN00712D	78	DNH1-232	79
DK16N-PE	35	DKK4N-TG	47	DN01006D	78	DNH1-237	79
DK16-PE	39	DKK4N-TP	47	DN01008B	79	DNH1-237B	79
DK2.5N	25	DKK4-TF(5X20)	48	DN01008D	78	DNH1-243	79
DK2.5N-CP	44	DKM10	58	DN01010B	79	DNH1-243B	79
DK2.5N-PE	34	DKM10-2	59	DN01010D	78	DNH1-253	79
DK2.5N-T	43	DKM12	58	DN01012D	78	DNH1-264	79
DK2.5N-TG	44	DKM5	57	DN01508B	79	DNH1-284	79
DK2.5N-TN	29	DKM6	57	DN01508D	78	DNH1-510	79
DK2.5N-TN-PE	36	DKM6-2	59	DN01510D	78	DNH1-537	79
DK2.5N-TP	44	DKM8	57	DN01512B	79	DNH1-543	79

Index

Part number	Page	Part number	Page	Part number	Page	Part number	Page
DNH1-553	79	DP2.5-3L	10	DSHG	62	TMPT-12	72
DNH1-564	79	DP2.5-3L-L3PE	18	DSS10N-XXP	67	TS-15-1000	70
DNH1-584	79	DP2.5-3L-PV	10	DSS2.5N-XXP	67	TS-35/15-1000	70
DNH2-137	79	DP2.5-ES	19	DSS4N-XXP	67	TS-35-1000	70
DNH2-137B	79	DP2.5-PE	11	DSS6N-XXP	67	TS-35C	69
DNH2-143	79	DP2.5PG-XXP	20	E		TSC-S01	70
DNH2-143B	79	DP2.5-TN	5	F		TSC-S02	70
DNH2-153	79	DP2.5-TN-PE	13	FUK1A-01	69		
DNH2-164	79	DP2.5-TR	7	FUK2A-01	69		
DNH2-237	79	DP2.5-TR-PE	15	FUK6.3A-01	69		
DNH2-237B	79	DP4	3	G~L			
DNH2-243	79	DP4-PE	11	M			
DNH2-243B	79	DP4-TFU	21	MKG-001	65		
DNH2-253	79	DP4-TFU(5X20)	21	MKG-002	65		
DNH2-264	79	DP4-TN	5	MKG-003	65		
DNH2-537	79	DP4-TN-PE	13	MKG-004	65		
DNH2-543	79	DP4-TR	7	MKH-001	64		
DNH2-553	79	DP4-TR-PE	15	MKH-002	64		
DNH2-564	79	DP6	4	MKL	64		
DNT01-2206B	77	DP6-PE	12	MKW	64		
DNT01-2210B	77	DP6-TN	6	N~O			
DNT04-2010A	77	DP6-TN-PE	14	P			
DNT04-2616A	77	DP6-TR	8	PM2.5N	53		
DNT11-0102	77	DP6-TR-PE	16	PM2.5WNH1-XXP	54		
DNT11-0107	77	DP-FU(5X20)	21	PM2.5WN-XXP	54		
DNT11-0109	77	DPP1.5	9	PM4N	53		
DNT11-0111	77	DPP1.5-PE	17	PM6N	53		
DNT11-0201	77	DPP2.5	9	PMH	69		
DNT11-0202	77	DPP2.5-PE	17	PMM2.5WN-XXP	54		
DNT11-0205	77	DPP4	9	PMM2.5WNH1-XXP	54		
DNT11-0208	77	DPP4-PE	17	Q~R			
DNT11-0301	77	DP-PR	20	S			
DNT11-0303	77	DP-PZ-02P	20	SS11	64		
DNT11-0304	77	DP-PZ-04P	20	SS2	64		
DNT11-0307	77	DPTD6	22	SS3	64		
DNT11-0401	77	DPTD6-D05	23	SS4	64		
DNT11-0402	77	DPTD6-D06	23	SS5	64		
DNT11-0403	77	DPTL6	22	SS6	64		
DNT11-0404	77	DS16	67	SS7	64		
DNT13-0101	77	DS35	67	SS8	64		
DNT13-0102	77	DS6A02	51	T			
DP1.5	3	DS6A03	51	TM41W	73		
DP1.5-PE	11	DS6B01-02	50	TM42W	73		
DP1.5-TN	5	DS6B02-02	50	TM43W	73		
DP1.5-TN-PE	13	DS6S4	50	TM44W	73		
DP1.5-TR	7	DSD01-10XXN	67	TM45W	73		
DP1.5-TR-PE	15	DSD01-2.5XXN	67	TM46W	73		
DP10	4	DSD01-4XXN	67	TM47W	73		
DP10-PE	12	DSD01-6XXN	67	TM48W	73		
DP10-TN	6	DSD03-1.5/2.5	67	TM49W	74		
DP10-TN-PE	14	DSD03-1.5/4	67	TM50W	74		
DP16	4	DSD03-1.5XX	67	TMP-002	72		
DP16-PE	12	DSD03-2.5/4	67	TMPC-05	72		
DP2.5	3	DSH1	62	TMPF-04	72		
DP2.5/1P	20	DSH2	62	TMPT-11-300	72		